


FREE SHIPPING ON ALL SPECIAL ORDERS AND OUT OF STOCK ITEMS.

HENSCHEL & SONS
EXHAUST WAREHOUSE
724-628-6915
CONNELLSVILLE, PA



- EXHAUST SYSTEMS, EXHAUST TIPS, MANDREL BENDS, HANGERS, GLASS PACKS, CONVERTERS, TAIL PIPES, HARDWARE, MUFFLERS, CLAMPS, BRACKETS, AND MANY MORE!



1502 Memorial Blvd
Connellsville, PA 15425
Ph: 724-628-6915
Fax 724-628-6934

Web:
www.henschelandsons.com



www.facebook.com/henschelandsons

2022 Exhaust Catalog

ORDER ONLINE: www.henschelandsons.com

CATALOG INDEX

• Aero Exhaust.....-5	• Flowmaster Mufflers.....-39-40
• AP Exhaust	• FX Exhaust
Brackets.....8	FlangeFlex Repair.....-41
Clamps.....-7	Flex Pipes, Connector Kits, Hangers, Hardware.....-43
DieselTech Clamps, Flex Tubing.....-17	Pipe Repair Kits.....-42
DieselTech Connectors, Reducers.....-19	Spring Bolt Kits, Flanges, Gaskets.....-44
DieselTech Mufflers, Pipes, Rain Caps.....-17	
DieselTech Tubing, Clamps.....-18	• Henschel And Sons
Direct-Fit Converters.....-16	Line Card.....-3
Enforcer Mufflers.....-11	• Magnaflow Exhaust
Flanges.....-9	Direct-Fit Converters.....-50
Gaskets.....-10	Exhaust Tips.....-48
Glasspacks.....-23	X & Y Pipes.....-48
Mandrel Bent Pipes.....-13	Mufflers.....-47
MSL Mufflers.....-12	Performance Exhaust Systems.....-46
Prebent Pipes.....-13	Universal Converters.....-49
Spring Bolt Kits.....-31	
Stainless Steel Mufflers.....-6	• Mandrel Prebent Pipes.....-51-52
Turbo Mufflers.....-21	• Morse Chop Saw Blades & Step Drills.....-45
Turbopacks, Torpedopacks.....-22	
Universal Converters.....-14-15	• Nickson Exhaust
VX, VR Series Mufflers.....-20	Flex Pipes, Clamps.....-53
	Hangers, Brackets, Wires, Spherical Joints.....-54
• ATP Manifolds.....-24	Hardware.....-55
• Berkebile Automotive Chemicals.....-25	Spring Bolt Kits.....-31
• Borla Exhaust.....-26	
• Cherry Bomb Exhaust.....-27	• PB Blaster.....-56
• Different Trend Exhaust.....-28	• Performance Muffler Chart.....-4
• DuraFit Diesel Particulate Filters & Diesel Oxidation Catalysts.....-29	• Performance Products Exhaust & Accessories.....-56
• Dynamic Brake Lines, and other products.....-30	• Pollution Control Exhaust Accessories.....-57
	• Street Flow & Street Max Mufflers.....-58
• Flo-Pro Exhaust	• Super Toy Chrome Exhaust Tips.....-59
Big Oval Mufflers.....-35	• Thunderbolt Exhaust
Diesel Exhaust Kits.....-32	Direct-Fit Converters.....-64
Glasspacks, Power Packs, Y,X Pipes, SS Mufflers.....-37	Hi-Performance, Turbo, Polished SS Mufflers.....-60
Header Collector Kits.....-31	Stainless Steel Tips.....-61-62
Heavy Duty Mufflers.....-34	Spun Converters, Accessories.....-63
MAX Mufflers, MX, Twister, Super V.....-36	
Stainless Tips.....-38	
Tail, Up, Muffler Replacement, Mandrel Pipes, Down, Extension Pipes, Expanders.....-33	

HENSCHEL & SONS
EXHAUST WAREHOUSE
724-628-6915
CONNELLSVILLE, PA



FREE SHIPPING ON ALL SPECIAL ORDERS AND OUT OF STOCK ITEMS.

HENSCHEL AND SONS EXHAUST WAREHOUSE

1502 MEMORIAL BLVD
CONNELLSVILLE, PA 15425

PHONE: 724-628-6915

WEB SITE: WWW.HENSCHELANDSONS.COM

- **AERO EXHAUST**
- **ATP EXHAUST MANIFOLDS**
- **AP EXHAUST PRODUCTS**
 - Universal Catalytic Converters
 - Turbo Mufflers
 - Straight Tubing
 - MSL Mufflers
 - Enforcer Mufflers
 - Clamps
- **BERKEBILE CHEMICALS**
- **BEARPAW HAND CLEANER**
- **BORLA EXHAUST**
- **CHERRY BOMB PERFORMANCE MUFFLERS**
- **DAVICO MFG. CONVERTERS**
- **DIFFERENT TREND MUFFLER AND TIPS**
- **DURA-FIT DIESEL DPFs & DOCs**
- **DYNAMIC**
 - Brake Line Coils
- **EASTERN CONVERTERS**
- **FLOWMASTER**
 - Stainless/Alum Steel Mufflers
 - Exhaust Kits
- **FLO-PRO EXHAUST**
 - Stainless Exhaust Tips
 - Stainless Glasspacks
 - X & Y Pipes
 - Polished Stainless Elbows
- **FX EXHAUST**
 - Repair Flex Pipes
 - Mini Flex Pipes
 - Gaskets
 - Universal Connector Kits
- **MAGNAFLOW EXHAUST**
 - Performance Exhaust Systems
 - Exhaust Tips
 - Mufflers
 - Catalytic Converters
- **METABO CHOP SAW & CUTTING WHEELS**
- **MORSE CHOP SAW BLADES**



- **NICKSON EXHAUST**
 - Flex Pipes
 - Spring Bolt Kits
 - Hardware
 - Hangers
 - Brackets
 - Wires
- **PB BLASTER & FUEL INJECTOR CLEANER**
- **PERFORMANCE PRODUCTS**
 - Mandrel Tail Pipes
 - Mig Wire
 - Whisper Quiet Mufflers
 - J Bends
- **POLLUTION CONTROL**
 - Clamps
 - Air Tubes
 - Recessed Nuts
 - Cutting Wheels
- **STAINLESS STEEL TUBING**
- **SUPER TOY CHROME EXHAUST TIPS**
- **THUNDERBOLT**
 - Stainless Steel Tips
 - Spun Formed Converters
 - Hi-Performance Mufflers
 - X & Y Pipes
- **XLERATOR PERFORMANCE EXHAUST**
 - Stainless Steel Tips
 - Performance Exhaust Kits

PCI POLLUTION
CONTROL
INDUSTRIES



hiNickson
EXHAUST SOLUTIONS





EQUIPMENT

- **BEND PAK LIFTS & PIPE BENDERS**
- **HUTH PIPE BENDERS**
- **BEN PEARSON PIPE BENDERS**



ORDER ONLINE: www.henschelandsons.com



AP Part# Aluminized Steel, Aggressive Sound	Cherry Bomb Part# Aluminized Steel, Aggressive Sound	Flowmaster Part# Stainless/ Aluminized Steel, Aggressive Sound	Different Trends Part# Aluminized Steel, Aggressive Sound	In/Out	Config.	Body Length	Overall Length	Body Height/ Width
VX4422			8C24D24	2 1/4"	C/D	13"	19"	4"x9"
VX2442		42442 KO42442	82442	2 1/4"	C/O	13"	19"	4"x9"
VX4134				2 1/4"	D/D	13"	19"	4"x9"
VX4554			8D24D24-17	2 1/4"	D/D	17"	23"	4"x9"
VR7431			72441	2 1/4"	O/C	6 1/2"	13"	4"x9"
VX2441		42441 KO42441	82441	2 1/4"	O/C	13"	19"	4"x9"
VR7429			72443	2 1/4"	O/O	6 1/2"	13"	4"x9"
VX2443		42443 KO42443	82443	2 1/4"	O/O	13"	19"	4"x9"
VR7426	7426CB	842515	72526	2 1/2"	C/C	6 1/2"	13"	4"x9"
VX5400			825400	2 1/2"	C/D	13"	19"	4"x9"
VX2542		42542	82542	2 1/2"	C/O	13"	19"	4"x9"
VX2552				2 1/2"	D/C	17"	23"	4"x9"
VX2583		42583	825CMRO	2 1/2"	D/O Transverse	17"	23"	4"x9"
VR7432		842516	72541	2 1/2"	O/C	6 1/2"	13"	4"x9"
VX2541		42541 KO42541	82541	2 1/2"	O/C	13"	19"	4"x9"
VR7430	7480CB	842518	72543	2 1/2"	O/O	6 1/2"	13"	4"x9"
VX2543		42543	82543	2 1/2"	O/O	13"	19"	4"x9"
VR7425	7425CB	8425152	725422	2 1/2"/2 1/4"	C/D	6 1/2"	13"	4"x9"
VX5422			825422	2 1/2"/2 1/4"	C/D	13"	19"	4"x9"
VR7428	7428CB	843015	73026	3"	C/C	6 1/2"	13"	4"x9"
VX3042			83042	3"	C/O	13"	19"	4"x9"
VX3041		43041 KO43041	83041	3"	O/C	13"	19"	4"x9"
VX3043		43043 KO43043	83043	3"	O/O	13"	19"	4"x9"
VX0422			830422	3"/2 1/4"	C/D	13"	19"	4"x9"
VR7427	7427CB	8430152	730402	3"/2 1/2"	C/D	6 1/2"	13"	4"x9"
VX0402		430402 KO430402	830402	3"/2 1/2"	C/D	13"	19"	4"x9"

PERFORMANCE MUFFLER CROSS REFERENCE CHARTS



AP Part# Stainless Steel, Deep Sound	Cherry Bomb Part# Stainless Steel, Deep Sound	Flowmaster Part# Stainless Steel, Moderate Sound	Magnaflow Stainless Steel Deep Throaty Sound	In/Out	Config.	Body Length	Overall Length	Body Height/ Width
XS0445	SA0445	71415	10415	2.25"	C/C	14"	20"	4" Round
XS0425	SA0425		10425	2.25"	C/C	18"	24"	4" Round
XS0416	SA0416	71416	10416	2.5"	C/C	14"	20"	4" Round
XS0426	SA0426		10426	2.5"	C/C	18"	24"	4" Round
	SA2772		12772	4"	C/C	24"	30"	7" Round
XS1149	SA1149			2.25"	C/D	14"	20"	4"x9" Oval
XS1225	SA1225		11225	2.25"	O/C	14"	20"	4"x9" Oval
XS1255	SA1255		11255	2.25"	O/C	18"	24"	4"x9" Oval
XS1235	SA1235	71235	11235	2.25"	O/O	14"	20"	4"x9" Oval
XS1226	SA1226	71226	11226	2.5"	O/C	14"	20"	4"x9" Oval
XS1256	SA1256		11256	2.5"	O/C	18"	24"	4"x9" Oval
XS2265	SA2265		12265	2.5"	O/D	18"	24"	4"x9" Oval
XS1236	SA1236	71236	11236	2.5"	O/O	14"	20"	4"x9" Oval
XS1266	SA1266		11266	2.5"	O/O	18"	24"	4"x9" Oval
XS2157	SA2157		12138	2.5"/2.25"	C/D	14"	20"	4"x9" Oval
XS2258	SA2258		12258	2.5"/2.25"	C/D	18"	24"	4"x9" Oval
XS2298	SA2298		12298	3"	C/D	18"	24"	4"x9" Oval
XS1229	SA1229	71229	11229	3"	O/C	14"	20"	4"x9" Oval
XS1259	SA1259		11259	3"	O/C	18"	24"	4"x9" Oval
XS2197	SA2197			3"/2.25"	C/D	14"	20"	4"x9" Oval
XS2278	SA2278		12278	3"/2.25"	C/D	18"	24"	4"x9" Oval
XS2198	SA2198	72198	12198	3"/2.5"	C/D	14"	20"	4"x9" Oval
XS2288	SA2288		12288	3"/2.5"	C/D	18"	24"	4"x9" Oval
XS2568	SA2568		12568	2.5"	D/D	22"	28"	5"x11" Oval
XS2579			12579	3"	C/C	22"	28"	5"x11" Oval
XS2589	SA2589		12589	3"	C/O	22"	28"	5"x11" Oval
XS2588	SA2588		12588	3"/2.5"	C/D	22"	28"	5"x11" Oval

FREE SHIPPING ON ALL SPECIAL ORDERS AND OUT OF STOCK ITEMS.

HENSCHEL & SONS
EXHAUST WAREHOUSE
724-628-6915
CONNELLSVILLE, PA



304
Stainless
Steel

Another Great Brand Added to our Line Card!

AERO Exhaust offers a premium line of high-quality performance mufflers, resonators, and direct-fit kits. All fully constructed from 304 grade stainless steel and backed by a lifetime limited warranty. Become part of an exclusive network of authorized dealers. **Most importantly this brand is 100% MAP enforced, protecting your investment!**



TURBINE

Aggressive Sound



- Patented Airfoil Cone Technology
- Fully Welded Construction
- 100% 304 Stainless Steel
- Increased Power & Torque
- Hand Polished Mirror Finish
- Lifetime Limited Warranty

Part#	Body Length	Overall Length	Body Diam.	Inlet	Outlet
AT2525	14"	20"	6"	2.5"	2.5"
AT2540I	14"	20"	6"	2.5"	4" Rolled Tip
AT3030	14"	20"	6"	3"	3"
AT3040I	14"	20"	6"	3"	4" Rolled Tip
AT3535	14"	20"	6"	3.5"	3.5"
AT4040	14"	20"	6"	4"	4"
AT5050	14"	20"	7"	5"	5"

TURBINE XL

Moderate Sound



- Built-in Tuned Resonator
- Fully Welded Construction
- 100% 304 Stainless Steel
- Increased Power & Torque
- Hand Polished Mirror Finish
- Lifetime Limited Warranty

Part#	Body Length	Overall Length	Body Diam.	Inlet	Outlet
AT2525XL	20"	26"	6"	2.5"	2.5"
AT3030XL	20"	26"	6"	3"	3"
AT3040XL	20"	26"	6"	3"	4"
AT3535XL	20"	26"	6"	3.5"	3.5"
AT4040XL	20"	26"	6"	4"	4"
AT5050XL	26"	30"	7"	5"	5"

AR Series RESONATOR

Hand Polished 304 Stainless Steel



- Reduces Interior Drone
- Straight Through Performance Design
- 100% 304 Stainless Steel
- Hand Polished Mirror Finish
- High Temp Ceramic Material
- Lifetime Limited Warranty

Part#	Body Length	Overall Length	Body Diam.	Inlet	Outlet
AR20	10"	14"	4"	2"	2"
AR25	10"	14"	4"	2.5"	2.5"
AR30	10"	14"	6"	3"	3"
AR50	16"	20"	7"	5"	5"

TR Series RESONATOR

Satin Finish 304 Stainless Steel



- Reduces Interior Drone
- Straight Through Performance Design
- 100% 304 Stainless Steel
- Raw Satin Finish
- High Temp Ceramic Material
- Lifetime Limited Warranty

Part#	Body Length	Overall Length	Body Diam.	Inlet	Outlet
TR20	7"	8"	3.5"	2"	2"
TR225	6"	8"	4.5"	2.25"	2.25"
TR251	9.5"	10.5"	3.5"	2.5"	2.5"
TR252	12.5"	13.5"	3.5"	2.5"	2.5"
TR253	14.5"	15.5"	3.5"	2.5"	2.5"
TR254	5"	6.5"	4"	2.5"	2.5"
TR31	13"	16"	5"	3"	3"
TR32	14"	16"	4"	3"	3"

Ask your salesperson for further details.

Phone: (724) 628-6915

Web: henschelandsons.com

Fax: (724) 628-6934

ORDER ONLINE: www.henschelandsons.com

HIGH PERFORMANCE STAINLESS STEEL MUFFLERS

- Heavy gauge 100% Stainless Steel
 - All Welded Construction
- Straight Through Flow Design
 - Increase Flow
- Excellent Performance Sound
 - Reversible
- High Temperature Acoustical Filler Material



4in. Round

In/Out	Length	Overall	Config.	Part #
2.5"	14"	20"	Center/Center	XS0416
2.25"	18"	24"	Center/Center	XS0425
2.5"	18"	24"	Center/Center	XS0426
3"	14"	20"	Center/Center	XS0433
2.25"	14"	20"	Center/Center	XS0445

4" x 9" Oval

In/Out	Length	Overall	Config.	Part #
3/2.25	14"	20"	Center/Dual	XS2197
3/2.5	14"	20"	Center/Dual	XS2198
2.5/ 2.25	18"	24"	Center/Dual	XS2258
2.5	18"	24"	Transverse &Offset/Dual	XS2265
3/2.25	18"	24"	Center/Dual	XS2278
3/2.5	18"	24"	Center/Dual	XS2288
3	18"	24"	Center/Dual	XS2298

4" x 9" Oval

In/Out	Length	Overall	Config.	Part #
2.25"	14"	20"	Center/Dual	XS1149
2.25"	14"	20"	Offset/Center	XS1225
2.5"	14"	20"	Offset/Center	XS1226
2.5	14"	20"	Offset/Offset	XS1236
2.25	18"	24"	Offset/Center	XS1255
2.5	18"	24"	Offset/Center	XS1256
3	18"	24"	Offset/Center	XS1259
2.5	18"	24"	Offset/Offset	XS1266
2.5/ 2.25	14"	20"	Center/Dual	XS2157

5" x 11" Large Oval

In/Out	Length	Overall	Config.	Part #
2.5	22"	28"	Dual/Dual	XS2568
3	22"	28"	Center/Center	XS2579
2.5/3 3/2.5	22"	28"	Dual/Center Center/Dual	XS2588
3	22"	28"	Center/Offset	XS2589

7" Round

In/Out	Length	Overall	Config.	Part #
5"	24"	30"	Center/Center	XS2774



CLAMPS

STANDARD DUTY 5/16" U-BOLT



P/N	SIZE	BOX QTY
U112	1 1/2"	1
U158	1 5/8"	1
U134	1 3/4"	1
U178	1 7/8"	1

STANDARD DUTY 5/16" U-BOLT W/ FLANGE NUT



P/N	SIZE	BOX QTY
339980	2"	50
339982	2 1/4"	50
339983	2 1/2"	50

SLOTTED HD 3/8" U-BOLT W/ FLANGE NUT



P/N	SIZE	BOX QTY
339890	2"	100
339889	2 1/4"	100
339888	2 1/2"	100

DGM STYLE 3/8" U-BOLT W/ FLANGE NUT



P/N	SIZE	BOX QTY
339880	1 3/4"	100
9972	3"	50

EXTRA HEAVY DUTY CLAMPS 3/8" U-BOLT 11 GAUGE SADDLE



P/N	SIZE	BOX QTY
H200	2"	1
H218	2 1/8"	1
H214	2 1/4"	1
H212	2 1/2"	1
H258	2 5/8"	1

P/N	SIZE	BOX QTY
H234	2 3/4"	1
H300	3"	1

STAINLESS STEEL 3/8" U-BOLT



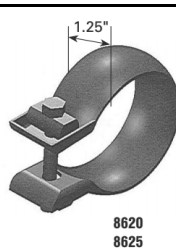
P/N	SIZE	BOX QTY
SS214	2 3/4"	1
SS212	2 1/2"	1
SS300	3"	1

CLAMP-A-STUD



P/N	SIZE	BOX QTY
8026	2 1/4"-3 1/4"	1
8027	1 1/4"-2 1/4"	1

GM Swivel Joint Clamp, Toyota, Scion, Audi, VW, BMW



8620, 8625



8901

































8641

FREE SHIPPING ON ALL SPECIAL ORDERS AND OUT OF STOCK ITEMS.



EXHAUST TECHNOLOGIES®

**BRACKETS
& MISC.
TOP NUMBERS**

 Part# 8166	 Part# 8062	 Part# 8055	 Part# 4962	 Part# 339898
 Part# 8180	 Part# 8531	 Part# PH50	 Part# F5213	 Part# 339850
 Part# F5299	 Part# 339816	 Part# 339896	 Part# 9959	 Part# 8092
 Part# 8196	 Part# 339894	 Part# 339830	 Part# 9926	 Part# 8066
 Part# 339861	 Part# 9952	 Part# 8208	 Part# 339820	 Part# 339899
 Part# 8058	 Part# 8484	 Part# 339799	 Part# 8233	

ORDER ONLINE: www.henschelandsons.com

FREE SHIPPING ON ALL SPECIAL ORDERS AND OUT OF STOCK ITEMS.



EXHAUST TECHNOLOGIES®



EXHAUST TECHNOLOGIES®

FLANGES


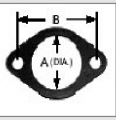
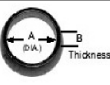
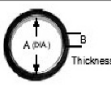
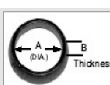
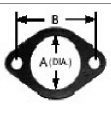
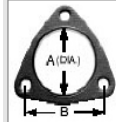
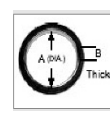

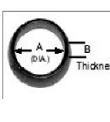
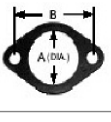
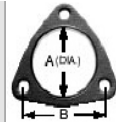
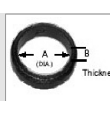


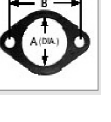


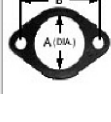
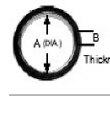
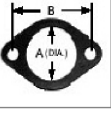
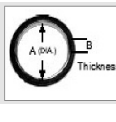


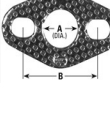
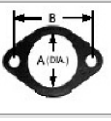

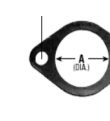


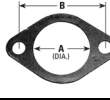
TOP NUMBERS

	Part# 8780		Part# 9162		Part# 8786		Part# 9150
	Part# 8792		Part# 8798		Part# 8777		Part# 9164
	Part# 8031		Part# 8775		Part# 8796		Part# 9147
	SPLIT FLANGES Part# 9171		Part# 8043		Part# 9170		Part# 9188
	Part# 9172		Part# 9145		Part# 8800		FLAT FLANGES PN# 9155
	PN# 8032		PN# 8033		PN# 9154		PN# 9173
	PN# 8034		PN# 9180		PN# 8788		PN# 8799
	PN# 9152		PN# 9153		PN# 9178		PN# 9156
							PN# 8035

FREE SHIPPING ON ALL SPECIAL ORDERS AND OUT OF STOCK ITEMS.



GASKETS
TOP NUMBERS

 Part# 9234	 Part# 8772 Part# 8772B10-10 Pack	 Part# 8706	 Part# 9024	 Part# 9095
 Part# 9256	 Part# 9287	 Part# 9080	 Part# 8724	 Part# 9087
 Part# 8771 Part# 8771B10-10 Pack	 Part# 9283	 Part# 8717	 Part# 9212	 Part# 8711
 Part# 9284	 Part# 9279	 Part# 8692	 Part# 9079	 Part# 9027
 Part# 8697	 Part# 9282	 Part# 8762	 Part# 8423	 Part# 9291
 Part# 9099	 Part# 8742	 Part# 8768	 Part# 8406	 Part# 9216  Part# 9238

ENFORCER II.

DESIGNED FOR THE PROFESSIONAL INSTALLER

CROSS SECTION	BODY LENGTH	OVERALL LENGTH	INLET SIZE (ID)	OUTLET SIZE (ID)	INLET/OUTLET CONFIGURATION	PART NO. INTERNAL STAMPED PANEL DESIGN	PART NO. INTERNAL TUBE & BAFFLE DESIGN
3.25" X 7.75" OVAL	12.00"	17.00"	1.50"	1.50"	OFFSET/CENTER		3781
	14.00"	18.00"	1.75"	1.75"	OFFSET/CENTER		3750
4.25" X 8.75" OVAL	13.00"	17.00"	2.00"	2.00"	OFFSET/CENTER	3779	
	15.00"	21.00"	1.75"	1.75"	OFFSET/CENTER		3751SL
	15.00"	21.00"	1.75"	1.75"	OFFSET/OFFSET	3783	
	15.00"	21.00"	2.00"	2.00"	OFFSET/CENTER		3738SL
	16.00"	23.00"	2.00"	2.00"	OFFSET/CENTER		3737SL
	16.00"	23.00"	2.00"	2.00"	OFFSET/OFFSET	3780	
	18.00"	25.00"	1.75"	1.75"	OFFSET/CENTER	3784	
	19.00"	26.00"	2.00"	2.00"	OFFSET/CENTER		3756SL
	19.00"	26.00"	2.00"	2.00"	OFFSET/OFFSET		3757SL
	19.00"	26.00"	2.25"	2.25"	OFFSET/CENTER		3762SL
4.06" X 10.50" OVAL	17.00"	20.00"	2.00"	2.00"	OFFSET/CENTER	3787	
	19.00"	26.00"	2.00"	2.00"	OFFSET/CENTER		3776SL
	19.00"	26.00"	2.00"	2.00"	OFFSET/OFFSET	3778	
	19.00"	26.00"	2.25"	2.25"	OFFSET/OFFSET		3746SL
	19.00"	26.00"	2.25"	2.25"	OFFSET/CENTER		3769SL
	19.00"	26.00"	2.25"	2.00"	OFFSET/OFFSET		3775SL
	19.00"	26.00"	2.25"	2.00"	OFFSET/CENTER		3777SL
	19.00"	26.00"	2.50"	2.25"	OFFSET/CENTER		3770SL
6.00" ROUND	25.00"	33.00"	2.50"	2.50"	Offset/Offset		3767
	16.00"	22.00"	1.75"	1.75"	OFFSET/OFFSET		3743
	16.00"	23.00"	1.75"	1.75"	OFFSET/OFFSET		3782
	16.00"	20.00"	2.00"	2.00"	OFFSET/OFFSET		3786
	18.00"	24.00"	2.00"	2.00"	OFFSET/OFFSET		3742
	20.00"	33.00"	2.00"	2.00"	OFFSET/OFFSET		3761
	20.00"	30.00"	2.25"	2.25"	OFFSET/OFFSET		3794
	23.00"	29.00"	2.25"	2.25"	OFFSET/OFFSET		3741
	25.00"	33.00"	2.25"	2.25"	OFFSET/OFFSET		3766
	26.00"	33.00"	2.00"	2.00"	OFFSET/OFFSET		3785



ORDER ONLINE: www.henschelandsons.com

FREE SHIPPING ON ALL SPECIAL ORDERS AND OUT OF STOCK ITEMS.



DIRECT FIT & UNIVERSAL MUFFLERS FOR THE PROFESSIONAL INSTALLER



TOP NUMBERS

Part Number	Application
700257	2000 Chrysler Grand Voyager, 96-07 Town & Country, 00-03 Voyager, 96-03 Dodge Caravan, 96-05 Grand Caravan, 96-00 Plymouth Grand Voyager, 96-00 Voyager
700045	86-01 Jeep Cherokee, 86-92 Comanche, 86-90 Wagoneer
700185	95-98 Buick Skylark, 95 Cadillac Deville, 95-99 Eldorado, 95-97 Seville, 95-96 Chevrolet Beretta, 95-05 Cavalier, 95-96 Corsica, 95-98 Oldsmobile Achieva, 95-98 Pontiac Grand Am, 95-05 Sunfire
6597	94-96 Buick Park Avenue, 95 Cadillac Deville, 79 Chrysler Cordoba, 79 Dodge Magnum, 91-92 Ford Explorer, 91-92 Mazda Navajo, 94-96 Oldsmobile 98
6494	Universal Turbo 4 1/4"x8 3/4" 2 1/2" O/C 14" Body 18" OAL
6499	Universal Turbo 4 1/4"x8 3/4" 2 1/2" O/O 14" Body 18" OAL
700075	87-96 Dodge Dakota, 84-87 Jeep Cherokee, 86 Comanche, 84-86 Wagoneer
700126	88-93 Chevrolet C1500, 88-95 C2500, 91-95 C3500, 91 G10, 91 G20, 91 G30, 88-93 K1500, 88-95 K2500, 91-95 K3500, 88-93 GMC C1500, 88-95 C2500, 91-95 C3500, 91 G1500, 91 G2500, 91 G3500, 88-93 K1500, 88-95 K2500, 91-95 K3500
700234	94-99 Buick Lesabre, 02-05 Rendezvous, 02-07 Jeep Liberty, 94-99 Oldsmobile 88, 01-05 Pontiac Aztec, 94-99 Bonneville
6534	84-91 Buick Skyhawk, Skylark, Somerset, Somerset Regal, 84-88 Cadillac Cimarron, 84-94 Chevy Cavalier, 85-91 Olds Calais, Cutlass Calais, Firenza, 84-94 Pontiac Grand Am, J2000 Sunbird, Sunbird
700362	99-01 Jeep Grand Cherokee
700298	05-07 Buick Allure, 05-08 Lacrosse, 00-05 Chevy Monte Carlo, 97-08 Pontiac Grand Prix
700429	04-07 Buick Rainier, 02-09 Chevy Trailblazer, 02-09 GMC Envoy, 03-08 Isuzu Ascender, 02-04 Oldsmobile Bravada
700300	05-07 Buick Allure, 05-08 Lacrosse, 00-05 Chevy Monte Carlo, 97-08 Pontiac Grand Prix
700304	97-03 Ford E-150, 97-03 E-250
700333	97-05 Buick Century, 00-05 Chevy Monte Carlo, 97-08 Pontiac Grand Prix
700450	06-11 Chevy Impala, 06-07 Monte Carlo
6496	Universal Turbo 4 1/4"x8 3/4" 2" O/C 14" Body 18" OAL
700297	97-03 Ford F-150, 04 F-150 Heritage, 97-99 F-250
700252	95-98 Toyota T100, 95-16 Tacoma, 00-06 Tundra 3.4L, 2.7L, 4.0L, 4.7L
700335	02-05 Ford Explorer, 02-05 Mercury Mountaineer 4.0L, 4.6L
700466	06-10 Jeep Commander, 05-10 Grand Cherokee 3.7L, 4.7L, 5.7L
700303	04-05 Cadillac Escalade, 04-06 Chevy Avalanche 1500, 01-06 Silverado 1500, 99-00 Silverado 2500, 00-06 Suburban 1500, 00-06 Tahoe,
700342	00-05 Chevy Impala 3.4L, 3.8L
700345	04-07 Buick Rainier, 02-09 Chevy Trailblazer, 02-09 GMC Envoy, 03-08 Isuzu Ascender, 02-04 Oldsmobile Bravada 4.2L
700190	93-95 Jeep Wrangler 2.5L, 4.0L
6498	Universal Turbo 4 1/4"x8 3/4" 2 1/4" O/O 14" Body 18" OAL
700414	02-04 Jeep Grand Cherokee 4.0L, 4.7L
6497	Universal Turbo 4 1/4"x8 3/4" 2" O/O 14" Body 18" OAL
709025	MSL Maximum 7" Round 2 1/2" C/C 20" Body 25" OAL
700479	07-11 Dodge Nitro, 08-12 Jeep Liberty 3.7L
6536	79-80 Pontiac Sunbird 2.5L
700303	03 Chevy Silverado 1500, 99-00 Silverado 2500, 00-03 Suburban 1500, 00-03 Tahoe, 00-01 GMC Sierra 1500, 00 Sierra 2500 4.8L, 5.3L
700365	96-00 Chevy C3500, 99-00 C6500, 99-00 C7500, 96-00 K2500, 96-00 K3500, 96-00 GMC C3500, 99-00 C6500, 99-00 C7500, 96-00 K2500, 96-00 K3500 5.7L, 7.4L

FREE SHIPPING ON ALL SPECIAL ORDERS AND OUT OF STOCK ITEMS.



PREBENT PIPE DIRECT FIT FOR EASY INSTALLATION

OE STYLE

- 100% aluminized pipes are constructed from heavy 14 and 16-gauge steel.
- Re-aluminized weld seam to prevent corrosion.
- Precision engineered fit for easy installation.



TOP NUMBERS

Part Number	Application
64690	87-96 Ford F-150, 87-96 F-250, 88-95 F-350
58381	02-97 Buick Century, Regal, 00-02 Chevy Impala, Monte Carlo, 97-02 Pontiac Grand Prix 3.1L, 3.4L, 3.8L
24988	02-05 Ford Explorer, 02-05 Mercury Mountaineer 4.0L, 4.6L
44885	02-05 Ford Explorer, 02-05 Mercury Mountaineer 4.0L, 4.6L
54957	98-06 Ford Ranger, 01-04 Mazda B2300, 98-01 B2500, 98-03 B3000, 98-03 B4000
68467	05-10 Chevy Cobalt, 06-11 HHR, 07-10 Pontiac G5, 05-06 Pursuit 2.2L
58454	05-07 Buick Allure, 03-05 Century, 05-09 Lacrosse, 03-04 Regal, 03-05 Chevy Impala, 03-05 Monte Carlo, 03-08 Pontiac Grand Prix 3.1L, 3.4L, 3.8L
44884	04-07 Buick Rainier, 02-09 Chevy Trailblazer, 02-09 GMC Envoy, 03-08 Isuzu Ascender, 02-04 Oldsmobile Bravada 4.2L
58550	10-17 Chevy Equinox, 10-17 GMC Terrain 2.4L
94101	05-09 Subaru Outback 2.5L
44894	02-07 Jeep Liberty 2.4L, 2.8L, 3.7L
54180	04-14 Ford F-150 3.5L, 3.7L, 4.2L, 4.6L, 5.0L, 5.4L, 6.2L
14603	Pipe Connector 4" ID, 6" Length
44894	02-07 Jeep Liberty 2.4L, 2.8L, 3.7L
125637	84-04 Ford Mustang, GT, LX



MANDREL BENT EXHAUST AND TAILPIPES

- 100% aluminized construction.
- Smooth flowing design reduces backpressure and increases performance.



TOP NUMBERS

Part Number	Application
X6104, X6105	87-02 Chevy/GMC Truck C/K Series, 87-04 Dodge Truck 1500/2500, 87-02 Ford Truck F-Series, 2 1/2" Dual Conversion
X6102, X6103	87-02 Chevy/GMC Truck C/K Series, 87-04 Dodge Truck 1500/2500, 87-02 Ford Truck F-Series, 2 1/4" Dual Conversion
X6007	01-06 Chevy/GMC 1500, 2500, 3500 HD Series 6.0L, 8.1L, 88-99 Chevy GMC Full Size, Light Duty Trucks (1999 Pickups with old body style) 5.7L, 88-01 Dodge Full Size, Light-Duty Trucks, 88-97 Ford Full Size, Light-Duty Trucks
X5002, X5003	87-93 Ford Mustang, GT 5.0L
X3000	90-92 Chevy/Pontiac Camaro/Firebird 5.0L, 88-92 Camaro/Firebird 5.0L, 85-92 Camaro/Firebird 2.8L, 3.1L, 83-87 Camaro/Firebird 5.0L
X6301, X6302	73-86 Chevy C10, C20, C30, K10, K20, K30, 87 R10, R20, R30, V10, V20, V30, 75-86 Ford F-150 5.0L, 5.7L 5.8L, 5.9L, 6.2L 6.4L, 6.6L, 7.5L
X5500	95-02 Chevy Camaro, 95-02 Pontiac Firebird 5.7L
X8021	07-14 Toyota Tundra 5.7L

FREE SHIPPING ON ALL SPECIAL ORDERS AND OUT OF STOCK ITEMS.




UNIVERSAL CONVERTERS



6020**/6022** Series

Standard Duty



P/N	IN	OUT	OAL	CONFIGURATION
602004	2"	2"	14"	w/Air Tube
602005	2 1/4"	2 1/4"	14"	w/Air Tube
602006	2 1/2"	2 1/2"	14"	w/Air Tube
602007	3"	3"	14"	w/Air Tube

6060** Series

Super Duty



P/N	IN	OUT	OAL	CONFIGURATION
606007	3"	3"	21 1/2"	Oval w/o Air Tube

608*** Series

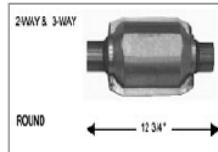
EPA OBDII By Design

OBDII Vehicles up to LEV

P/N	IN	OUT	OAL	CONFIGURATION
608204	2"	2"	16"	Oval w/o Air Tube
608205	2 1/4"	2 1/4"	16"	Oval w/o Air Tube
608206	2 1/2"	2 1/2"	16"	Oval w/o Air Tube
608214	2"	2"	16"	Round w/o Air Tube
608215	2 1/4"	2 1/4"	16"	Round w/o Air Tube
608216	2 1/2"	2 1/2"	16"	Round w/o Air Tube
608217	3"	3"	16"	Round w/o Air Tube
608224	2"	2"	16 1/2"	Oval w/o Air Tube
608225	2 1/4"	2 1/4"	16 1/2"	Oval w/o Air Tube
608226	2 1/2"	2 1/2"	16 1/2"	Oval w/o Air Tube
608227	3"	3"	16 1/2"	Oval w/o Air Tube
608234	2"	2"	16 1/2"	Oval w/o Air Tube w/2 O2 Sensor ports
608235	2 1/4"	2 1/4"	16 1/2"	Oval w/o Air Tube w/2 O2 Sensor ports
608240	2 1/2" Dual	2 1/2"	17"	w/O2 Port
608255	2 1/4"	2 1/4"	14"	Round w/O2 Port Mid. Body Position
608294	2"	2"	12"	w/O2 Port
608295	2 1/4"	2 1/4"	12"	w/O2 Port

602*** Specialty

Standard Duty



P/N	IN	OUT	OAL	CONFIGURATION
602213	1 3/4"	1 3/4"	12 3/4"	Round w/o Air Tube
602214	2"	2"	12 3/4"	Round w/o Air Tube
602215	2 1/4"	2 1/4"	13"	Round w/o Air Tube
602216	2 1/2"	2 1/2"	13"	Round w/o Air Tube

6025** Series

Enhanced Standard Duty



P/N	IN	OUT	OAL	CONFIGURATION
602543	1 3/4"	1 3/4"	16"	Oval w/o Air Tube
602544	2"	2"	16"	Oval w/o Air Tube
602545	2 1/4"	2 1/4"	16"	Oval w/o Air Tube
602546	2 1/2"	2 1/2"	16"	Oval w/o Air Tube
602547	3"	3"	16"	Oval w/o Air Tube

6040** Series

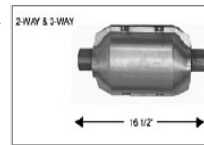
Heavy Duty



P/N	IN	OUT	OAL	CONFIGURATION
604007	3"	3"	16 1/2"	Oval w/o Air Tube

6050** Series

Heavy Duty



P/N	IN	OUT	OAL	CONFIGURATION
605007	3"	3"	17"	w/Air Tube

EPA UNIVERSAL CONVERTER

STUFFED TUBE, NO NECKS



P/N	Body	OAL	In/Out	Config.
608364	4" Round	7"	2"	Straight
608365	4" Round	7"	2 1/4"	Straight
608366	4" Round	7"	2 1/2"	Straight
608374	4" Round	7"	2"	Angled/Straight
608375	4" Round	7"	2 1/4"	Angled/Straight

FREE SHIPPING ON ALL SPECIAL ORDERS AND OUT OF STOCK ITEMS.



UNIVERSAL CONVERTERS



608*** Series

SELECT+PLUS TECHSERIES

EPA OBDII By Design

ULEV AND CLEANER APPLICATIONS

LEVII and Cleaner Applications



P/N	IN	OUT	OAL	CONFIGURATION
608264	2"	2"	14"	Round w/o Air Tube
608265	2 1/4"	2 1/4"	14"	Round w/o Air Tube
608266	2 1/2"	2 1/2"	14"	Round w/o Air Tube
608274	2"	2"	12"	Angled Inlet and Outlet w/o Air Tube
608275	2 1/4"	2 1/4"	12"	Angled Inlet and Outlet w/o Air Tube
608276	2 1/2"	2 1/2"	12"	Angled Inlet and Outlet w/o Air Tube
608284	2"	2"	12 1/2"	Angled Inlet, w/o Air Tube
608285	2 1/4"	2 1/4"	12 1/2"	Angled Inlet, w/o Air Tube
608286	2 1/2"	2 1/2"	12 1/2"	Angled Inlet, w/o Air Tube
608316	2 1/2"	2 1/2"	16"	Round w/Air Tube
608326	2 1/2"	2 1/2"	16"	Two O2 Sensor Ports One In Middle Of Shell & One At Left Top Inlet
608314	2"	2"	16"	One O2 Sensor Port In Top Middle Of Body
608315	2 1/4"	2 1/4"	16"	One O2 Sensor Port In Top Middle Of Body
608404	2"	2"	14"	Oval w/o Air Tube
608405	2 1/4"	2 1/4"	14"	Oval w/o Air Tube
608406	2 1/2"	2 1/2"	14"	Oval w/o Air Tube
608407	3"	3"	14"	Oval w/o Air Tube
608414	2"	2"	12 1/4"	Round w/o Air Tube
608415	2 1/4"	2 1/4"	12 1/4"	Round w/o Air Tube
608416	2 1/2"	2 1/2"	12 1/4"	Round w/o Air Tube
608417	3"	3"	12 1/4"	Round w/o Air Tube
608435	2 1/4"	2 1/4"	16 1/2"	Oval w/o Air Tube
608437	3"	3"	16 1/2"	Oval w/o Air Tube

P/N	IN	OUT	OA L	CONFIGURATION
608704	2"	2"	14"	4" Round
608705	2 1/4"	2 1/4"	14"	4" Round
608706	2 1/2"	2 1/2"	14"	4" Round
608714	2"	2"	14"	4" Round w/O2 Port near outlet
608715	2 1/4"	2 1/4"	14"	4" Round w/O2 Port near outlet
608716	2 1/2"	2 1/2"	14"	4" Round w/O2 Port near outlet
608734	2"	2"	16"	4" Round
608735	2 1/4"	2 1/4"	16"	4" Round
608736	2 1/2"	2 1/2"	16"	4" Round
608737	3"	3"	16"	4" Round
608744	2"	2"	16"	4" Round w/Midbed O2 Port
608745	2 1/4"	2 1/4"	16"	4" Round w/Midbed O2 Port
608746	2 1/2"	2 1/2"	16"	4" Round w/Midbed O2 Port
608747	3"	3"	16"	4" Round w/Midbed O2 Port
608754	2"	2"	16"	4" Round w/End O2 Port
608755	2 1/4"	2 1/4"	16"	4" Round w/End O2 Port
608756	2 1/2"	2 1/2"	16"	4" Round w/End O2 Port
608757	3"	3"	16"	4" Round w/End O2 Port

SUPER SELECT+ TECH SERIES

Features a new advanced washcoat and enhanced metal loading that improves the efficiency and durability of the catalyst.



P/N	IN	OUT	OA L	CONFIGURATION
608894	2"	2"	15"	5" Round Two O2 Ports
608895	2 1/4"	2 1/4"	15"	5" Round Two O2 Ports
608896	2 1/2"	2 1/2"	15"	5" Round Two O2 Ports
608897	3"	3"	15"	5" Round Two O2 Ports

Oval Universal, Pre OBDII

Heavy Duty Specialty

P/N	IN	OUT	OAL	CONFIGURATION
609005	2 1/4"	2 1/4"	16 1/2"	w/Air Tube
609006	2 1/2"	2 1/2"	16 1/2"	w/Air Tube
609007	3"	3"	16 1/2"	Oval w/o Air Tube
609244	2" Dual	2 1/2"	17"	w/O2 Port

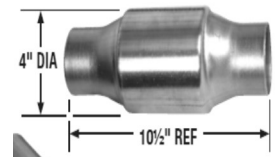
CARB Compliant

OBDII



P/N	IN	OUT	OAL	CONFIGURATION
912005	2 1/4"	2 1/4"	16 1/2"	Large Oval No O2 Port
912005R	2 1/4"	2 1/4"	16"	Round No O2 Port
912006	2 1/2"	2 1/2"	16 1/2"	Large Oval No O2 Port
912006R	2 1/2"	2 1/2"	16"	Round No O2 Port
912007	3"	3"	16 1/2"	Large Oval No O2 Port

Spun Body
Converters



Pre-OBD II Universal	Part Number
2"	602384
2 1/4"	602385
2 1/2"	602386
3"	602387

OBD II Universal	Part Number
2"	608384
2 1/4"	608385
2 1/2"	608386
2 1/4" w/O2 Sensor Fitting	608395
2 1/2" w/O2 Sensor Fitting	608396
3"	608387
3" w/O2 Sensor Fitting	608397

ORDER ONLINE: www.henschelandsons.com































FREE SHIPPING ON ALL SPECIAL ORDERS AND OUT OF STOCK ITEMS.



DIRECT-FIT CONVERTERS

MANY MORE AVAILABLE



 <p>646321 05-16 Ford E-350, 08-15 E-450, 5.4L, 6.8L</p>	 <p>644015 10-15 Chevy Equinox, 10-15 GMC Terrain 2.4L</p>	 <p>642278 05-07 Buick Allure, 05-09 Lacrosse, 04-08 Pontiac Grand Prix</p>
 <p>642184 03-11 Honda Element 2.4L</p>	 <p>645158 11-16 Ford F-250, 11-16 F-350 6.2L</p>	 <p>645463 05-08 Ford E-150, 05-08 E-250, 05-08 E-350 5.4L, 6.8L</p>
 <p>645269 07-09 Jeep Wrangler 3.8L</p>	 <p>642288 02-06 Honda CR-V</p>	 <p>642198 04-08 Chevy Malibu, 06-07 Pontiac G6, 07-09 Saturn Aura</p>
 <p>643032 08-10 Chrysler Town & Country, 08-10 Dodge Grand Caravan, 09-10 Volkswagen Routan</p>	 <p>642291 03 Subaru Baja, 99-05 Forester, 99-05 Impreza, 01-03 Legacy, 01-03 Outback</p>	 <p>641356 03-09 Acura MDX, 04-08 TL, 03-07 Honda Accord, 05-10 Odyssey, 05-08 Pilot, 06-08 Ridgeline,</p>
 <p>644035 08-17 Buick Enclave, 09-17 Chevy Traverse, 07-17 GMC Acadia, 07-10 Saturn Outlook 3.6L</p>	 <p>644034 08-17 Buick Enclave, 09-17 Chevy Traverse, 07-17 GMC Acadia, 07-10 Saturn Outlook 3.6L</p>	 <p>641302 07-12 Nissan Altima 2.5L</p>
 <p>641478 15-18 Ford Edge, 13-19 Explorer, 13-19 Flex, 13-19 Police Interceptor, 13-19 Taurus, 13-16 Lincoln MKS,</p>	 <p>642803 06 Saab 9-2X, 06-10 Subaru Forester, 06-11 Impreza, 06-12 Legacy, 06-12 Outback 2.5L</p>	 <p>643090 07-18 Nissan Altima 2.5L</p>
 <p>641514 12-18 Ford Focus 2.0L</p>	 <p>644075 13-18 Buick Encore, 11-16 Chevy Cruze, 12-16 Sonic, 15-18 Trax 1.4L</p>	 <p>643001 02-11 Toyota Camry, 02-08 Solara 2.4L</p>
 <p>641384 11-14 Chrysler 200, 11-16 Town & Country, 11-14 Dodge Avenger, 11-19 Grand Caravan, 11-19 Journey, 12-15 Ram C/V, 11-14</p>	 <p>641530 07-08 Dodge Caliber, 07-17 Jeep Compass, 07-17 Patriot 2.0L, 2.4L</p>	 <p>644090 05-19 Nissan Frontier, 12-17 NV1500, NV2500, NV3500, 05-12 Pathfinder, 05-15 Xterra, 09-12 Suzuki Equator</p>
 <p>641334 10-19 Acura MDX, 13-18 RDX, 09-12 RL, 14-17 RLX, 09-14 TL, 15-17 TLX, 10-14 TSX, 10-13 ZDX, 08-17 Honda</p>	 <p>642044 09-17 Buick Enclave, 09-17 Chevy Traverse, 09-16 GMC Acadia, 09-10 Saturn Outlook 3.6L</p>	 <p>641559 16-17 Subaru Crosstrek, 11-16 Forester, 12-16 Impreza, 13-14 Legacy, Outback, 13-15 XV</p>
 <p>645328 00-99 Cadillac Escalade, 96-99 Chevy C1500, C2500, K1500, K2500, 96-00 Tahoe,</p>	 <p>641383 11-14 Chrysler 200, 11-16 Town & Country, 11-14 Dodge Avenger, 11-19 Grand Caravan, 11-19 Journey, 12-15 Ram C/V, 11-14 Volkswagen</p>	

FREE SHIPPING ON ALL SPECIAL ORDERS AND OUT OF STOCK ITEMS.

DIESELTECH™
ENGINEERED TO LAST

H.D. FLEET EXHAUST

TRUCK MUFFLERS



P/N	Inlet ID	Out ID	Cross Section	Shell Lgth	OAL
3871	2 1/2"	2 1/2"	9"	28"	35"
3721	3"	3"	6"	21"	30"
3652	3"	3"	7.125"	30"	36"
3699	5"	5"	10"	44"	51"



P/N	Inlet ID	Out ID	Cross Section	Shell Lgth	OAL
3716	3 1/2"	4"	9"	30"	36 3/8"




P/N	Inlet ID	Out ID	Cross Section	Shell Length	OAL
3925	2 1/2"	2 1/2"	6 5/8"	20 13/16"	23 1/2"

ENFORCER MUFFLERS WITH 360 WELDED NECKS



P/N	Alu	Cross Section	Neck Size	Nec Loc	She Len	OAL	Int Con
3801		7"x9"	2 1/4"	C/O	21"	25.50"	3 Tube
3802		7"x9"	2 1/2"	C/O	21"	25.50"	3 Tube
3803		7"x9"	3"	C/O	21"	25.50"	3 Tube
3804		7" Round	2 1/4"	180 O/O	24"	28"	2 Tube
3805		7" Round	2 1/2"	180 O/O	24"	28"	2 Tube
3806		7" Round	3"	180 O/O	24"	28"	2 Tube

RAIN CAPS



P/N	Material Finish	Min. OD Size	Max. OD Size
9371	Powder Coating	2"	2 3/16"
9370	Powder Coating	2 1/4"	2 7/8"
9373	Powder Coating	3"	3 3/16"
9375	Powder Coating	4"	4 3/16"

EASY SEAL™ BRIGHT 304 STAINLESS STEEL CLAMPS



P/N	OD Size
B200	2"
B214	2 1/4"
B212	2 1/2"
B234	2 3/4"
B300	3"
B312	3 1/2"
B400	4"
B500	5"

FLEX TUBING



P/N	Stainless Standard Thickness	ID	Length
8887		4"	10'
8888		5"	10'

FLATBAND EXHAUST CLAMPS



P/N	Size	Material
SAS200	2"	Bright 304 Stainless Steel
SAS214	2 1/4"	Bright 304 Stainless Steel
AS212	2 1/2"	Aluminized Steel
SAS212	2 1/2"	Bright 304 Stainless Steel
AS300	3"	Aluminized Steel

FREE SHIPPING ON ALL SPECIAL ORDERS AND OUT OF STOCK ITEMS.

DIESELTECH™
ENGINEERED TO LAST


H.D. FLEET EXHAUST

STRAIGHT TUBING
BENDABLE ALUMINIZED TUBING



P/N Aluminized	OD Size	Gauge	Length
112A1016	1 1/2"	16	10'
112A7516	1 1/2"	16	7.5'
134A1016	1 3/4"	16	10'
134A7516	1 3/4"	16	7.5'
178A1016	1 7/8"	16	10'
200A1014	2"	14	10'
200A1016	2"	16	10'
200A7514	2"	14	7.5'
200A7516	2"	16	7.5'
212A1014	2 1/2"	14	10'
212A7514	2 1/2"	14	7.5'
214A1014	2 1/4"	14	10'
214A7514	2 1/4"	14	7.5'
300A1014	3"	14	10'
300A7514	3"	14	7.5'

**14 Gauge
409 Stainless Steel
Tubing**



PART #	Part#
S41341200-1 3/4", 10'	S42001200-2", 10'
S42251200-2 1/4", 10'	S42501200-2 1/2", 10'
S43001200-3", 10'	

EXTRA HEAVY DUTY CLAMPS
3/8" U-BOLT 11 GAUGE
SADDLE



P/N	Size	Box Qty
H312	3 1/2"	1
H400	4"	1
H500	5"	1

**PREFORMED CLAMPS - LAP
JOINT**




P/N	Size	Material
9664	2"	304 Stainless Steel
9666	2 1/2"	304 Stainless Steel
9668	3"	304 Stainless Steel
9623	4"	304 Stainless Steel
9624	5"	304 Stainless Steel

EXHAUST HANGERS



P/N	Style	Fits Pipe Diameter
9360	Weld-On	8.250"

GASKETS



P/N	Application
9119	01-07 Chevy Silverado 2500, 01-05 Silverado 3500, 01-07 GMC Sierra 2500, 01-05 Sierra 3500
9260	79-90 Chevy Series 50, 60

ORDER ONLINE: www.henschelandsons.com



H.D. FLEET EXHAUST

ALUMINIZED ID - OD CONNECTOR


Connects I.D. and O.D. pipes of the same size.



P/N	ID—OD	LENGTH
8975	3"-3"	6"
8976	3 1/2"-3 1/2"	6"
8991	4"-4"	6"

ALUMINIZED OD - ID REDUCER

Reduces larger I.D. pipe to smaller O.D. pipe.



P/N	OD—ID	LENGTH
9600	3"-2 1/2"	6 1/4"
9334	3"-2 3/4"	6"
9333	3 1/2"-3"	6"
9722	4"-3"	6"
9332	4"-3 1/2"	6"
9331	5"-4"	6"
8969	6"-5"	6"

ALUMINIZED OD - OD REDUCER

Reduces larger O.D. pipe to smaller I.D. pipe.

P/N	OD—OD	LENGTH
9648	4"-3"	8"
9649	5"-4"	8"

ALUMINIZED ID - OD REDUCER

Reduces larger O.D. pipe to smaller I.D. pipe.

P/N	OD—OD	LENGTH
8960	3"-2 1/2"	6"
8962	3 1/2"-3"	6"
8963	4"-3"	6"
8964	4"-3 1/2"	6"
8965	5"-4"	6"

ALUMINIZED ID - ID REDUCER

Reduces O.D. pipes of different sizes.

P/N	OD—OD	LENGTH
8953	3"-2 1/2"	6"
8954	3"-2 3/4"	6"
8955	3 1/2"-3"	6"
8956	4"-3"	6"
8957	4"-3 1/2"	8"
8958	5"-4"	8"


FREE SHIPPING ON ALL SPECIAL ORDERS AND OUT OF STOCK ITEMS.




ALL-WELDED PERFORMANCE MUFFLERS

100% Aluminized heavy gauge materials

VX SERIES HIGH PERFORMANCE MUFFLERS



Part#	In/Out	Config.	Body Length
VX4422	2 1/4"	C/D	13"
VX2442	2 1/4"	C/O	13"
VX4134	2 1/4"	D/D	13"
VX4554	2 1/4"	D/D	17"
VX2441	2 1/4"	O/C	13"
VX2443	2 1/4"	O/O	13"
VX5400	2 1/2"	C/D	13"
VX2542	2 1/2"	C/O	13"
VX2552	2 1/2"	D/C	17"
VX2583	2 1/2"	D/O Transverse	17"
VX2541	2 1/2"	O/C	13"
VX2543	2 1/2"	O/O	13"
VX5422	2 1/2"/2 1/4"	C/D	13"
VX3042	3"	C/O	13"
VX3041	3"	O/C	13"
VX3043	3"	O/O	13"
VX0422	3"/2 1/4"	C/D	13"
VX0402	3"/2 1/2"	C/D	13"



VR SERIES RACE PERFORMANCE MUFFLERS

Part#	In/Out	Config.	Body Length
VR7431	2 1/4"	O/C	6 1/2"
VR7429	2 1/4"	O/O	6 1/2"
VR7426	2 1/2"	C/C	6 1/2"
VR7432	2 1/2"	O/C	6 1/2"
VR7430	2 1/2"	O/O	6 1/2"
VR7425	2 1/2"/2 1/4"	C/D	6 1/2"
VR7428	3"	C/C	6 1/2"
VR7427	3"/2 1/2"	C/D	6 1/2"

ORDER ONLINE: www.henschelandsons.com

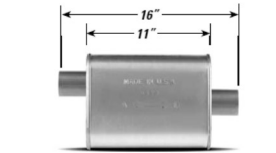
FREE SHIPPING ON ALL SPECIAL ORDERS AND OUT OF STOCK ITEMS.




ALUMINIZED TURBO MUFFLERS

3 1/4" x 7 3/4" SMALL OVAL 3 1/4" x 7 3/4" SMALL OVAL 4 1/4" x 8 3/4" MEDIUM OVAL

OFFSET/CENTER




P/N	INLET	OUTLET
690008	2"	2"




P/N	INLET	OUTLET
6519	2"	2"

OFFSET/OFFSET




P/N	INLET	OUTLET
690003	2"	2"



P/N	INLET	OUTLET
6495	2"	2"

OFFSET/CENTER




P/N	INLET	OUTLET
6496	2"	2"
6534	2 1/4"	2 1/4"
6494+	2 1/2"	2 1/2"

+ Replaces 2940


4 1/4" x 8 3/4" MEDIUM OVAL cont.

OFFSET/OFFSET




P/N	INLET	OUTLET
6497	2"	2"
6498	2 1/4"	2 1/4"
6499	2 1/2"	2 1/2"

OFFSET/CENTER



P/N	INLET	OUTLET
690501	2"	2"
690500	2 1/4"	2 1/4"
690503	2 1/2"	2 1/2"




P/N	INLET	OUTLET
690502	3"	3"

Big Max Turbo Muffler
4 1/16X10.5 Cross Section, 18 Body, 24 OAL, 2.25 D/D
Part#690524



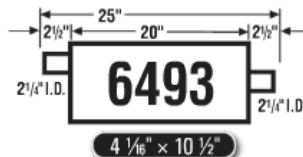
4 1/16" x 10 1/2" LARGE OVAL

CENTER/DUALS




P/N	INLET	OUTLET
690513	2 1/2"	2 1/4"
690514	2 1/2"	2 1/2"
690511	3"	2 1/2"

Big Max Turbo Muffler
4 1/16X10.5 Cross Section,
16 Body, 22 OAL, 2.25 C/D
Part#690515



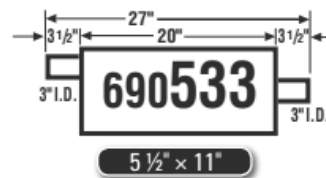
4 1/2" x 11" EXTRA LARGE OVAL

CENTER/DUALS



P/N	INLET	OUTLET
690512	3"	3"

5 1/2" x 11"



Chevy/GMC Mufflers

1500, 2500, 3500 Heavy Duty 6.0 & 8.1 Litre Gas Engines

Dual Outlets Fit OEM Tail Pipe Part# 2500

Shell:24 1/2", OAL: 29", Inlet: 3"ID Duals, Outlet: 3" OD Duals


Single Outlet Performance Option Part# X503

Shell:24 1/2", OAL: 29", Inlet: 3"ID Duals, Outlet: 3"ID

Dual Outlet Performance Option Part# X504

Shell:24 1/2", OAL: 30 1/2", Inlet: 3"ID Duals, Outlet: 2 1/2"ID Duals

Part# 2500



Part# X503



Part# X504

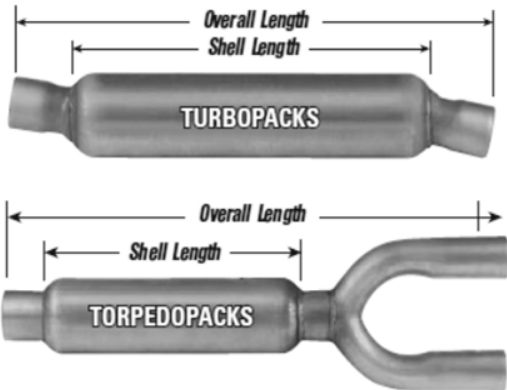
ENFORCER

ALUMINIZED TURBOPACKS & TORPEDOPACKS

GENERAL INFO

TURBOPACKS & TORPEDO PACKS

- Featuring the Versatility of a Glasspack with the Sound Performance of a Turbo Muffler
- Aluminized Heavy Duty, 15 Gauge, 4" Diameter Shell
- Fully Welded Quality Construction
- Aluminized AKDDQ Necks Allow For Easy Expansion
- 2 Tube, 2 Baffle Internal Design Provides Turbo Tuning For Superior Sound Control



PART NUMBER DEFINITION

Example: 4218112

First two digits = 4" Shell; 2 Designates Turbo Pack

Second two digits = Shell Length (18")

Third Two Digits = Configuration:

11 = Center/Center

12 = Mild offset/Mild Offset

22 = Full Offset/Full Offset

Seventh digit indicates neck size other than 2" on both ends

1 = One 2 1/4"; One 2" Neck

2 = Two 2 1/4" Necks

TURBOPACKS

<u>P/N</u>	<u>DIAMETER</u>	<u>SHELL LENGTH</u>	<u>OVERALL LENGTH</u>	<u>INLET</u>	<u>OUTLET</u>
421211S	4" Round	12"	18"	2" Center	2" Center
4212112S	4" Round	12"	18"	2 1/4" Center	2 1/4" Center
421511S	4" Round	15"	22"	2" Center	2" Center
421811S	4" Round	18"	25"	2" Center	2" Center
4218112S	4" Round	18"	25"	2 1/4" Center	2 1/4" Center
4218113S	4" Round	18"	25"	2 1/2" Center	2 1/2" Center
421812S	4" Round	18"	25"	2" Mild Offset	2" Mild Offset
4224112S	4" Round	24"	30"	2 1/4" Center	2 1/4" Center

TORPEDOPACKS

<u>P/N</u>	<u>DIAMETER</u>	<u>SHELL LENGTH</u>	<u>OVERALL LENGTH</u>	<u>INLET DI-AMETER</u>	<u>OUTLET DIAMETER</u>	<u>BOX QTY.</u>
4115132	4" Round	15"	29"	Nipple-2 1/2"	Dual-2 1/4"	1
4118133	4" Round	18"	31"	Nipple-2 1/2"	Dual-2 1/2"	1

ORDER ONLINE: www.henschelandsons.com

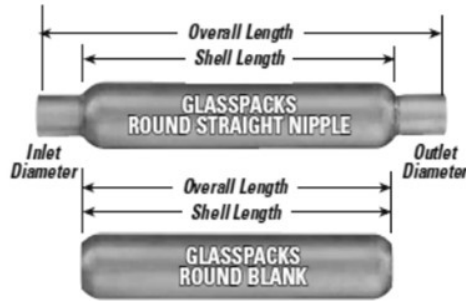
FREE SHIPPING ON ALL SPECIAL ORDERS AND OUT OF STOCK ITEMS.

ALUMINIZED GLASSPACKS

ENFORCER®

GENERAL INFO

- Aluminized Heavy Duty, 16 Gauge, 3", 3 1/2" & 4" Diameter Shells
- Spiral Louvered Inner Core Produces a Deep, Mellow Tone, Decreases Backpressure and Increases Performance
- AKDDQ Necks Allow For Easy Expansion



PART NUMBER DEFINITION

Example: 351811

First two digits = Shell Diameter (35=3.5=3 1/2")

Second two digits = Shell Length (18")

Third Two Digits = Configuration:

00 = Blank

11 = Center/Center

12 = Mild Offset/Mild Offset

22 = Full Offset/Full Offset

Seventh digit indicates neck size greater than 2 1/4" on both ends

3 = Two 2 1/4" Necks

4 = Two 3" Necks












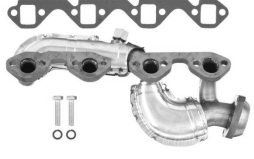
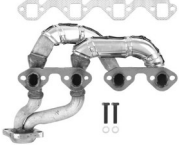









<u>P/N</u>	<u>DIAMETER</u>	<u>SHELL LENGTH</u>	<u>OVERALL LENGTH</u>	<u>INLET</u>	<u>OUTLET</u>
301200S	3" Rd.	12"	12"	Blank-1 3/4"	Blank-1 3/4"
301211S	3" Rd.	12"	18"	Nipple-1 3/4"	Nipple-1 3/4"
301800S	3" Rd.	18"	18"	Blank-1 3/4"	Blank-1 3/4"
351200S	3 1/2" Rd.	12"	12"	Blank-2"	Blank-2"
3512002S	3 1/2" Rd.	12"	12"	Blank-2 1/4"	Blank-2 1/4"
351211S	3 1/2" Rd.	12"	18"	Nipple-2"	Nipple-2"
3512112S	3 1/2" Rd.	12"	18"	Nipple-2 1/4"	Nipple-2 1/4"
351611S	3 1/2" Rd.	16"	22"	Nipple-2"	Nipple-2"
351800S	3 1/2" Rd.	18"	18"	Blank-2"	Blank-2"
3518002S	3 1/2" Rd.	18"	18"	Blank-2 1/4"	Blank-2 1/4"
351811S	3 1/2" Rd.	18"	24"	Nipple-2"	Nipple-2"
3518112S	3 1/2" Rd.	18"	24"	Nipple-2 1/4"	Nipple-2 1/4"
351812S	3 1/2" Rd.	18"	24"	Nipple-2**	Nipple-2**
3518122S	3 1/2" Rd.	18"	24"	Medium-2 1/4"	Medium-2 1/4"
351822S	3 1/2" Rd.	18"	24"	Nipple-2**	Nipple-2**
3524112S	3 1/2" Rd.	24"	30"	Nipple-2 1/4"	Nipple-2 1/4"
3530112S	3 1/2" Rd.	30"	36"	Nipple-2 1/4"	Nipple-2 1/4"
4012005S	4" Rd.	12"	12"	Blank-2 1/2"	Blank-2 1/2"
4012006S	4" Rd.	12"	12"	Blank-3"	Blank-3"
40121135S	4" Rd.	12"	18"	Nipple-2 1/2"	Nipple-2 1/2"
40121146S	4" Rd.	12"	18"	Nipple-3"	Nipple-3"
401800S	4" Rd.	18"	18"	Blank-2 1/4"	Blank-2 1/4"
4018005S	4" Rd.	18"	18"	Blank-2 1/2"	Blank-2 1/2"
4018006S	4" Rd.	18"	18"	Blank-3"	Blank-3"
401811S	4" Rd.	18"	24"	Nipple-2 1/4"	Nipple-2 1/4"
40181135S	4" Rd.	18"	24"	Nipple-2 1/2"	Nipple-2 1/2"
40181146S	4" Rd.	18"	24"	Nipple-3"	Nipple-3"
40241146S	4" Rd.	24"	30"	Nipple-3"	Nipple-3"

ORDER ONLINE: www.henschelandsons.com

FREE SHIPPING ON ALL SPECIAL ORDERS AND OUT OF STOCK ITEMS.



ATP Graywerks **Exhaust Manifolds** are a high quality OE replacement alternative. Each manifold is developed off of the original parts specifications, to ensure it will install and perform like intended. This design is manufactured with high grade metals best suited for that application, from grey-iron to more advanced ductile and stainless steel applications. Each unit is machine finished to guarantee flanges are perfectly flat, mount evenly and do not leak. Commonly needed upper and lower gaskets, along with lower flange hardware are included (along with heatshields and plugs if needed for the particular application.) These manifolds are backed by ATP limited lifetime warranty.

 <p>Part# 101199 Exhaust Manifold Fits: 99-04 Ford Expedition, F-150, 99-00 F-250, 01-03 Lobo 5.4L</p>	 <p>Part# 101157 Exhaust Manifold Fits: 97-98 Ford Expedition, 97-04 F-150, 97-98 F-250 4.6L</p>	 <p>Part# 101424 Exhaust Manifold Fits: 02-05 Jeep Liberty, 03-06 Wrangler</p>	 <p>Part# 101010 Exhaust Manifold Fits: 94 Dodge B150 5.2L, 95-98 B1500, 94 B250, 95-98 B2500, 94</p>	 <p>Part# 101407 Exhaust Manifold Fits: 00-11 Ford E-Series, 00-05 Excursion, 00-04 F-250, 00-04 F-350, 00-03 F-450, 00-03 F-550</p>
 <p>Part# 101168 Exhaust Manifold Fits: 96-00 Chevy C35, 96-02 Express, 96-99 P30, 98-99 Suburban, 96-99 GMC P3500, 96-02 Savana, 96-02 Isuzu NPR</p>	 <p>Part# 101271 Exhaust Manifold Fits: 99 Ford Mustang 3.8L</p>	 <p>Part# 101402 Exhaust Manifold Fits: 00-03 Ford Excursion, 00-03 F-250, 00-03 F-350, 00-03 F-450, 00-03 F-550</p>	 <p>Part# 101022 Exhaust Manifold Fits: 78-81 Ford Bronco, 80 E-100, 80-81 E-250, 80-81 E-350, 77 F-100, 77-78 F-150, 77-82 F-250, 77-82 F-350, 5.8L, 6.6L</p>	 <p>Part# 101105 Exhaust Manifold Fits: 89-97 Geo Prizm, 90-97 Toyota Celica, 90-97 Corolla 1.6L, 1.8L</p>
 <p>Part# 101122 Exhaust Manifold Fits: 96-00 Honda Civic 1.6L</p>	 <p>Part# 101136 Exhaust Manifold Fits: 96-98 Ford Explorer, 97-98 Mercury Mountaineer</p>	 <p>Part# 101137 Exhaust Manifold Fits: 96-98 Ford Explorer, 97-98 Mercury Mountaineer</p>	 <p>Part# 101142 Exhaust Manifold Fits: 96-00 Toyota 4Runner, 94-98 T-100, 95-01 Tacoma</p>	 <p>Part# 101148 Exhaust Manifold Fits: 82-92 Chevy Camaro, 83-89 S-10 Blazer, 82-93 S-10 Pickup, 83-89 GMC Jimmy, 82-93 Sonoma, 91-94 Isuzu Pickup, 91-92</p>
 <p>Part# 101170 Exhaust Manifold Fits: 98-03 Ford Escort</p>	 <p>Part# 101172 Exhaust Manifold Fits: 97-95 Nissan Pathfinder, 86-96 Pickup</p>	 <p>Part# 101183 Exhaust Manifold Fits: 98-00, 03 Chevy S-10 Pickup, 98-00, 03 GMC Sonoma, 98-00 Isuzu Hombre</p>	 <p>Part# 101212 Exhaust Manifold Fits: 91-99 Jeep Cherokee, 91-92 Comanche, 91-95, 97-99 Wrangler</p>	 <p>Part# 101270 Exhaust Manifold Fits: 99-04 Ford Mustang</p>
<div style="display: flex; justify-content: space-around;"> <div data-bbox="584 1669 755 1816">  <p>Part# 101274 Exhaust Manifold Fits: 97-03 Buick Regal, 00-03 Chevy Impala, 98-99 Lumina, 98-03 Monte Carlo, 98-99 Oldsmobile Intrigue, 97-03 Pontiac Grand</p> </div> <div data-bbox="876 1669 1023 1816">  <p>Part# 101321 Exhaust Manifold Fits: 99-04 Nissan Frontier, 00-04 Xterra</p> </div> </div>				

FREE SHIPPING ON ALL SPECIAL ORDERS AND OUT OF STOCK ITEMS.

**HENSCHEL
& SONS**



**EXHAUST WAREHOUSE
724-628-6915**

CONNELLSVILLE, PA



The Berkebile Oil Company, Inc
PROFESSIONAL GRADE PRODUCTS
FOR HIGH PERFORMANCE NEEDS



Part# B101
13 oz. Aerosol Instant
Gum Cutter



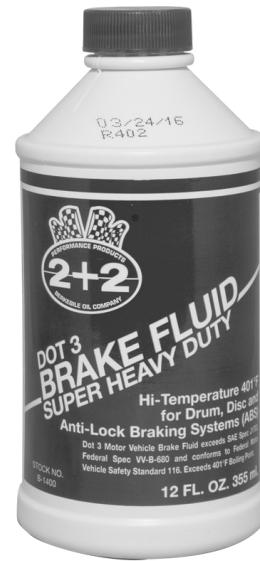
Part# B200
11oz. Aerosol Starting
Fluid



Part# B303
10oz. Aerosol Spray
Silicone Lubricant



Part# B1900
32oz. Liquid Diesel
Antigel



Part# B3600
11.5 oz. Aerosol Red
Grease

<u>Part#</u>	Description
<u>B1400</u>	12 oz. Brake Fluid
<u>B1401</u>	32 oz. Brake Fluid
<u>B1402</u>	1 gal. Brake Fluid



Part# BPFC-1
1 Gallon
Undercoating
Formula




Part# BPFC-A
15 Ounce Aerosol
Undercoating Formula

FREE SHIPPING ON ALL SPECIAL ORDERS AND OUT OF STOCK ITEMS.



T-304 Stainless Steel Products

ProXS Mufflers



Un-Notched


Notched

Un-Notched mufflers recommended for welded installation

Notched mufflers recommended for clamped installation


Part#	Size
40357	C/O, Oval, 2.25" In/Out, 14"x4"x9.5" Case, 19" OAL, Notch: No
40358	C/O, Oval, 2.5" In/Out, 14"x4"x9.5" Case, 19" OAL, Notch: No
40842S	C/C, Round, 2.5" In/Out, 10" x 5" Case, 15" OAL, Notch: No
400478	C/O, Oval, 2.25" In/Out, 14"x4"x9.5" Case, 19" OAL, Notch: Yes
400479	C/O, Oval, 2.25" In/Out, 14"x4.25"x7.88" Case, 19" OAL, Notch: Yes
400480	C/O, Oval, 2.5" In/Out, 14"x4"x9.5" Case, 19" OAL, Notch: Yes
400481	C/O, Oval, 2.5" In/Out, 14"x4.25"x7.88" Case, 19" OAL, Notch: Yes
400484	C/O, Oval, 2.5" In/Out, 19"x4"x9.5" Case, 24" OAL, Notch: Yes
400486	C/D, Oval, 3"/2.25" In/Out, 19"x4"x9.5" Case, 24" OAL, Notch: Yes
400490	O/O, Oval, 2.5" In/Out, 14"x4"x9.5" Case, 19" OAL, Notch: Yes
400495	C/C, Oval, 2.25" In/Out, 14"x4"x9.5" Case, 19" OAL, Notch: Yes

UNIVERSAL TIPS



Part#	Size
20120	2.5" In, 3.5" Single Round Angle-Cut Intercooled Outlet, 9" Long Tip. Set Screw Mounting Method. Set Screw Included

STAINLESS STEEL STRAIGHT TUBING



Part#	Size
30330	3" Outside Diameter x 5' Long Straight Tubing

STAINLESS STEEL EXHAUST CLEANER & POLISH



Part#	Size
21461	8 Oz. Bottle

Cherry Bomb Exhaust



Cherry Bomb Pro Mufflers



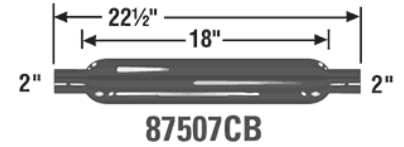
Part#	In/Out	Con-fig.	Body Length	OAL
7404CB	2"	O/C	13"	19"
7405CB	2 1/4"	O/C	13"	19"
7406CB	2 1/2"	O/C	13"	19"
7407CB	3"	O/C	13"	19"
7410CB	2 1/2"	C/O	13"	19"
7411CB	3"	C/O	13"	19"
7413CB	2 1/4"	O/O	13"	19"
7414CB	2 1/2"	O/O	13"	19"
7419CB	2 1/2"	C/D	13"	19"
7420CB	3 3/2 1/4"	C/D	13"	19"
7421CB	3 3/2 1/2"	C/D	13"	19"
7425CB	2 1/2 2 1/4"	C/D	6"	12"
7426CB	2 1/2"	C/C	6"	12"
7427CB	3 3/2 1/2"	C/D	6"	12"
7470CB	2 1/2 2 1/4"	C/D	13"	19"
7471CB	2 1/2 2 1/4"	O/D	16 1/2"	22 1/2"
7480CB	2 1/2"	O/O	6"	12"
7481CB	2 1/2"	D/D	6"	12"

Cherry Bomb M-80 Extra-Large Shell Glasspack Mufflers



Part#	In/Out	Config.	Body Length	OAL
M80400	4"	Straight	13"	19"

Cherry Bomb GlassPack Mufflers



Part#	In/Out	Config.	Body Length	OAL
87507CB	2"	Straight	18"	22 1/2"
87510CB	2 1/4"	Straight	18"	23"
87512CB	2"	Straight	26"	30 1/2"
87516CB	2 1/2"	Straight	26"	30"
87520CB	2"	Straight	8"	12"
87521CB	2 1/4"	Straight	8"	12"
87522CB	2 1/2"	Straight	8"	12"
87524CB	3"	Straight	8"	12"
87529CB	2 1/2"	Straight	18"	23"

Cherry Bomb Turbo Mufflers



Part#	In/Out	Config.	Body Length	OAL
16823CB	2 1/2"	O/C	14"	18"
16824CB	2"	O/O	14"	18"

Cherry Bomb Stainless Steel Salute Mufflers




Part#/ Price	In/Out	Con.	BL	OAL	Part#	In/Out	Con.	BL	OAL
SA0425	2 1/4"	C/C	18"	24"	SA2157	2 1/2 2 1/4"	C/D	14"	20"
SA0445	2 1/4"	C/C	14"	20"	SA2158	2 1/2"	C/D	14"	20"
SA1224	2"	O/C	14"	20"	SA2197	3 3/2 1/4"	C/D	14"	20"
SA1225	2 1/4"	O/C	14"	20"	SA2198	3 3/2 1/2"	C/D	14"	20"
SA1226	2 1/2"	O/C	14"	20"	SA2258	2 1/2 2 1/4"	C/D	18"	24"
SA1229	3"	O/C	14"	20"	SA2265	2 1/2"	Transverse	18"	24"
SA1235	2 1/4"	O/O	14"	20"	SA2268	2 1/2"	C/D	18"	24"
SA1236	2 1/2"	O/O	14"	20"	SA2288	3 3/2 1/2"	C/D	18"	24"
SA1255	2 1/4"	O/C	18"	24"	SA2298	3"	C/D	18"	24"
SA1256	2 1/4"	O/C	18"	24"	SA2568	2 1/2"	D/D	22"	28"
SA1259	3"	O/C	18"	24"	SA2588	3 3/2 1/2"	C/D	22"	28"
SA1266	2 1/2"	O/O	18"	24"	SA2589	3"	O/C	22"	28"
					SA2772	4"	C/C	24"	30"



Different Trend, Inc.
Quality Driven Products

14 Gauge Aluminized Steel Mufflers

**FLOWSOUND
OFFSET/CENTER**



Part#	Size
82541	2.50" In, 2.50" Out, 13" B.L., 19 OAL

**FLOWSOUND
OFFSET/OFFSET**



Part#	Size
82443	2.25" In, 2.25" Out, 13" B.L., 19 OAL

**FLOWSOUND
CENTER/DUAL**



Part#	Size
8C24D24	2.25" In, 2.25" Out, 13" B.L., 19 OAL
830402	3.00" In, 2.50" Out, 13" B.L., 19 OAL

**Hi-Polished Stainless Steel Exhaust
Tips**

**SLANTED
DOUBLE WALL**



Part#	Size
DT013C	2.25" In, 4" Out, 8" Length

**DOUBLE WALL
ANGLE**



Part#	Size
DT25101	2.50" In, 4" Out, 5.25" Length

**DOUBLE WALL
SLANT**



Part#	Size
DT-25113E	2.50" In, 5" Out, 9" Length

Blue Flame Exhaust Tips

**DOUBLE WALL
STRAIGHT W/
BLUE FLAME
TIPS**



Part#	Size
DT-24158BF	2.25" In, 4" Out, 7" Length

**DUAL DOUBLE
WALL ROLLED
SLANT W/BUE
FLAME TIPS**



Part#	Size
DT-24161BF	2.25" In, 7.25"x3.5" Out, 9.75" Length

**ANGLE DOUBLE
WALL W/BUE
FLAME TIPS**



Part#	Size
DT-24017BF	2.25" In, 3.5" Out, 7" Length
DT-254517BF	2.5" In, 4.5" Out, 7" Length

**DOUBLE WALL
STAGGERED
ROLLED
SLANT W/BUE
FLAME TIPS**



Part#	Size
DT24156BF	2.25" In, 7.25"x3.50" Out, 9.50" Length

Black Powder Coated Exhaust Tips

**BLACK POWDER
COATED ANGLE
TIPS**



Part#	Size
DT-243518ABK	2.25" In, 3.5" Out, 18" Length

**BLACK POWDER
COATED ANGLE
DOUBLE WALL TIPS**



Part#	Size
DT-24017ACBK	2.25" In, 3.5" Out, 7" Length
DT-25101BK	2.5" In, 4" Out, 5.25" Length

**BLACK POWDER
COATED ROLLED
ANGLE TIPS**



Part#	Size
DT-243518RBK	2.25" In, 3.5" Out, 18" Length
DT-244018RBK	2.25" In, 4" Out, 18" Length

Texas Exhaust Tips

ANGLE CUT TIPS



Part#	Size
DT-243512AC	2.25" In, 3.50" Out, 12" Length
DT243518AC	2.25" In, 3.50" Out, 18" Length
Q9-253518AC	2.50" In, 3.50" Out, 18" Length

**ROLLED ANGLE
TIPS**



Part#	Size
DT-243512RAC	2.25" In, 3.5" Out, 12" Length
DT-243518RAC	2.25" In, 3.5" Out, 18" Length
DT-253512RAC	2.50" In, 3.50" Out, 12" Length

FREE SHIPPING ON ALL SPECIAL ORDERS AND OUT OF STOCK ITEMS.




MOST POPULAR NUMBERS!
MANY MORE AVAILABLE!!!

DuraFit™ is dedicated to providing you with replacement Diesel Particulate Filters (DPFs) and Diesel Oxidation Catalysts (DOCs) that provide exceptional durability and service life.



DPF & DOC

DuraFit replacement DPFs and DOCs combine exact-fit design for easy installation with design enhancements over many OEM and aftermarket units that improve durability to extend service life.



ASSEMBLY

- Included gaskets reduce part numbers and hassles
- Exact-fit designs for your specific application
- Approved for horizontal, vertical and dual installations



CLAMPS & GASKETS

Each DuraFit unit will fit your diesel application precisely like its OEM counterpart – ensuring quick installation and exact replacement for your OEM DPF or DOC.



Part# E27-0087

Diesel Particulate Filter Clamp
Fits: Caterpillar C7, Cummins ISB




Part# 649007

Diesel Converter
Fits: 08-10 Ford F-350 6.4L



Part# E30-0116

Diesel Particulate Filter Gasket
Fits: Cummins ISB



Part# 649057

Diesel Converter
Fits: 08-10 Ford F-350 Super Duty 6.4L



Part# C17-0037

Diesel Particulate Filter
Fits: Cummins ISX, Paccar MX-13

FREE SHIPPING ON ALL SPECIAL ORDERS AND OUT OF STOCK ITEMS.

HENSCHEL

& SONS



EXHAUST WAREHOUSE

724-628-6915

CONNELLSVILLE, PA

JohnDow

Dynamic™

**GALFAN
COATED
BRAKE LINE
COILS**



<u>PART#</u>	<u>DESC.</u>
BL-316-B	3/16" x 25'
BL-414-B	1/4" x 25'
BL-516-B	5/16" x 25'
BL-638-B	3/8" x 25'

**GALFAN COATED
BRAKE LINES
STANDARD
INVERTED FLARE**



<u>PART#</u>	<u>DESC.</u>
BL-320	3/16" X 20"
BL-330	3/16" X 30"
BL-351	3/16" X 51"
BL-360	3/16" X 60"
BL-372	3/16" X 72"

**COMPRESSION
UNIONS**



<u>PART#</u>	<u>TUBE SIZE</u>
BR-62B	3/16"
BR-62C	1/4"

TUBE NUTS



<u>PART#</u>	<u>TUBE SIZE</u>	<u>THREAD SIZE</u>	<u>FLARE</u>
BR105B	3/16"	3/8"-24 Short	Inv
BR-105BL	3/16"	3/8"-24 Long	Inv

UNIONS



<u>PART#</u>	<u>TUBE SIZE</u>	<u>THREAD SIZE</u>	<u>FLARE</u>
BR-300B	3/16"	3/8-24	Inv
BR-300C	1/4"	7/16"-24	Inv

**COPPER
NICKEL BRAKE
LINE COILS**



CN-316 - 3/16" x 25' Copper Nickel Brake Line Coils
CN-414 - 1/4" X 25' Copper Nickel Brake Line Coils
CN-56 —5/16" X 25' Copper Nickel Brake Line Coils
CN-38 —3/8" X 25' Copper Nickel Brake Line Coils
CN-316-100 —3/16" X 100' Copper Nickel Brake Line Coils
CN-414-50 —1/4" X 50' Copper Nickel Brake Line Coils
CN-414-100 —1/4" X 100' Copper Nickel Brake Line Coils

PVF COATED BRAKE LINE



PV-316 - 3/16" x 25' PVF Coated B.L. Coils
PV-414 - 1/4" X 25' PVF Coated B.L. Coils

FREE SHIPPING ON ALL SPECIAL ORDERS AND OUT OF STOCK ITEMS.

FLO~PRO
PERFORMANCE MUFFLERS

Header Collector Kits

HC1W 2 1/2" OD




3"

WITH 3/8" WELDED FLANGE



Kit Contains:
2 - 3" Collectors
2 - 3" Gaskets
2 - 3" Flanges

HC2W 2 1/2" OD



3 1/2"

WITH 5/16" WELDED FLANGE



Kit Contains:
2 - 3 1/2" Collectors
2 - 3 1/2" Gaskets
2 - 3 1/2" Flanges



SPRING BOLT KITS



Chrysler
AP# 4678



Various Imports
AP# 4680



Honda
AP# 4682



GM, Subaru
AP# 4970



GM, Ford, Mazda
AP# 4971




GM
AP# 4972



Ford
AP# 4973



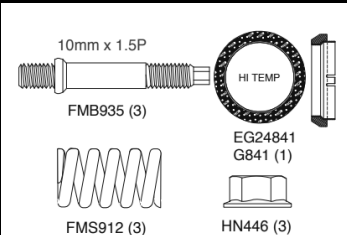
GM Trk.
AP# 8038



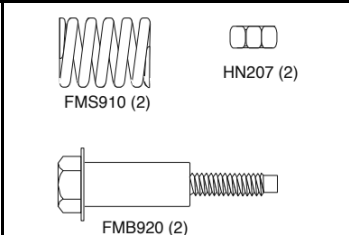
Subaru
AP# 8039



Universal Spring
AP# F5309



NIC# ES524



NIC# ES491

FREE SHIPPING ON ALL SPECIAL ORDERS AND OUT OF STOCK ITEMS.



Most Popular Exhaust Kits!!! Many more available!!!

FORD KITS		DODGE KITS	
1994-1997.5, 7.3L, F250/350, Auto/Manual, Race Exhaust w/3" 2PC DP EC/SB-LB-Dually	Alumi-nized	409SS Kit#	
4" Turbo-Back Single	821	SS821	
1999-03, F250/350 Powerstroke, EC-CC, SB-LB 7.3L	Alumi-nized Kit#	409SS Kit#	
4" Turbo Back Single System	831	SS831	
		1994-2002, 2500/3500 5.9L, RC -EC/SB-LB-Dually	Alumi-nized 409SS Kit#
		4" Turbo-Back Single	802 SS802
		2003-04 1/2, RAM 2500/3500 5.9L Turbo Back Systems, 2 & 4 WD, Pickup	Alumi-nized 409SS Kit#
		4" Turbo-Back Single	805 SS805
		2001-2004 Chevy Silverado 2500, 3500, 2001-2007 GMC Sierra 2500, 3500	Aluminized 409SS Kit#
		4" Down Pipe Back Single	1141 SS1141
		4" Down Pipe Back Single-No Muffler	1141NM SS1141NM
		5" Turbo Back Single	1151 SS1151
		2001-2007, 2500/3500 Duramax 6.6L Turbo Back System, 2 & 4 WD, Pickup	Aluminized 409SS Kit#
		5" Single System—4" Turbo Down Pipe	601 SS601
		5" No Muffler Kit	601NM SS601NM
		2011-2015 GM 2500/3500 6.6L Duramax	Aluminized 409SS Kit#
		4" Cat Back Single	860 SS860

CHEV/GMC KITS	

FREE SHIPPING ON ALL SPECIAL ORDERS AND OUT OF STOCK ITEMS.



PIPES

DOWN PIPES



40111

Part#	Application
D1	94-02 DG 5.9 4
39910	99-03 PS 7.3L SS
40111	01-07 GM 6.6L SS
59411	94-02 DG 5.9L SS

POLISHED SS UP-PIPES



Part#	Application
30400	2003-2007 6.0L Powerstroke F250/F350/F450/F550 Turbo Up Y-Pipe SS

MUFFLER REPLACEMENT PIPES



Part#	Size
20515	4
40230	
48830	3 1/2
50230	
90230	

EXTENSION PIPES



40048

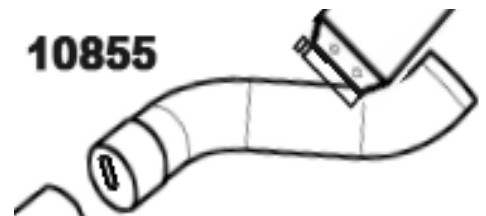
Part#	Size
40048	48"

EXPANDERS FITS OVER 3" SEGMENT SET



Part#	Application
EXP350	3 1/2" Expander
EXP400	4" Expander

TAIL PIPES



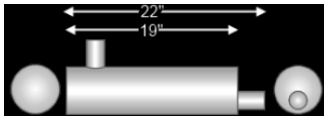
10855

Part#	Application
D45	94-02 DG 5.9 4
12354, 12355	5 Universal
39407	3 1/2 Ford

FLO~PRO HEAVY DUTY

100%
Aluminized
steel
construction

4" ROUND



Inlet	Outlet	Part #
1 1/2"	1 1/2"	1953*

6" ROUND




Inlet	Outlet	Part #
2-1/2"	2-1/2"	1016

Offset/Offset, 32" Overall, 26" Body



Inlet	Outlet	Part #
2-1/4"	2-1/4"	1012
2-1/2"	2-1/2"	4010

7" ROUND



Inlet	Outlet	Part #
3"	3"	3020



Inlet	Outlet	Part #
2-3/4"	2-3/4"	3019



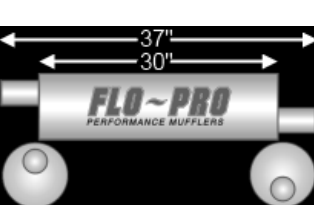
Inlet	Outlet	Part #
3"	3"	4126



Inlet	Outlet	Part #
3"	3"	4025



Inlet	Outlet	Part #
2-1/2"	2-1/2"	4013
3"	3"	4115



Inlet	Outlet	Part #
3"	3"	4114

FLO~PRO HEAVY DUTY



Inlet	Outlet	Part #
2-1/2"	2-1/2"	4122



Inlet	Outlet	Part #
2-1/4"	2-1/4"	4020



Inlet	Outlet	Part #
2-1/2"	3"	4027

8" ROUND



Inlet	Outlet	Part #
3"	3"	1976



Inlet	Outlet	Part #
2-1/2"	2-1/2"	1978
4"	4"	8992SS



Inlet	Outlet	Part #
2-1/2"	3"	1975

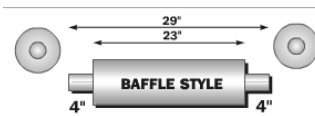


Inlet	Outlet	Part #
3-1/2"	3-1/2"	8880

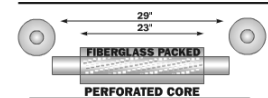


Inlet	Outlet	Part #
3-1/2"	4"	8890

Aluminized 8" Round



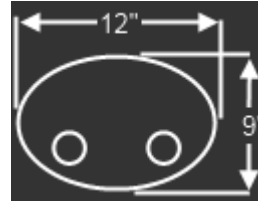
Inlet	Outlet	Part #
4"	4"	6192 6192SS



Inlet	Outlet	Part #
4"	4"	6195
5"	5"	7196 S.S.

FREE SHIPPING ON ALL SPECIAL ORDERS AND OUT OF STOCK ITEMS.

FLO~PRO HD BIG BIG OVAL OVAL



100% Aluminized steel welded construction

1500 GMC Pickup 4.8L & 5.3L (00-07)

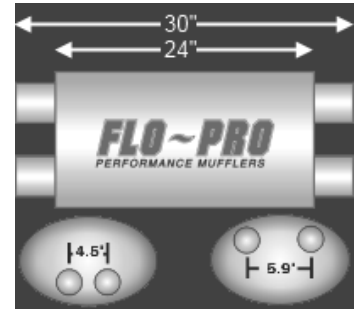
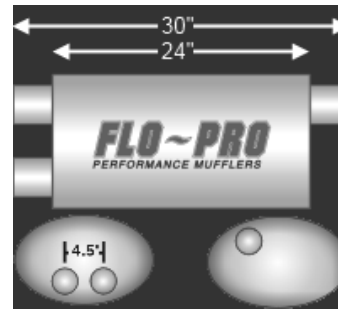
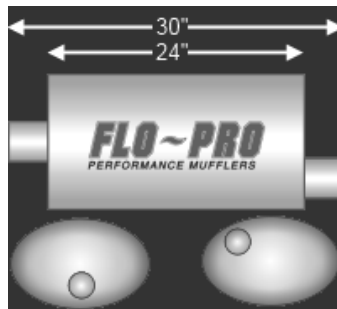
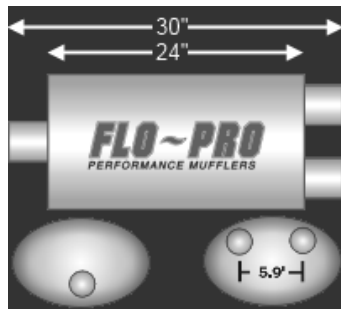
1500 HD & 2500 GMC/Chev Pickup 6.0L & 8.1L (00-07)

***CENTER/
DUAL***

***CENTER/
OFFSET***

***DUAL/
OFFSET***

DUAL/DUAL



Inlet	Outlet	Part #
3"	2 1/2"	2502

Inlet	Outlet	Part #
3"	3"	2501

Inlet	Outlet	Part #
3"	3"	2503

Inlet	Outlet	Part #
3"	2-1/2"	2504

Outlets will not fit OEM, aftermarket 2 1/2" dual tail pipes required.

Use with universal 3" tailpipe.
~STOCK SOUND~

Direct fit GM (00-07) 6.0L.
~STOCK SOUND~

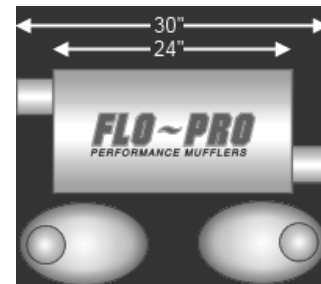
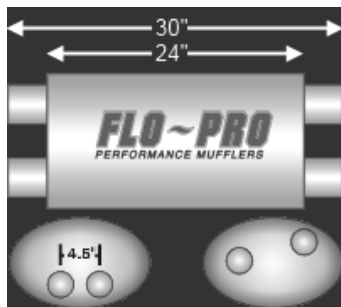
Outlets will not fit OEM, aftermarket 2-1/2" dual tail pipes required.

2500 HD GMC Pickup 6.0L & 8.1L (00-07)

2500 HD GMC/Chev Pickup 6.0L & 6.2L (2007-2010)

DUAL/DUAL

OFFSET/OFFSET



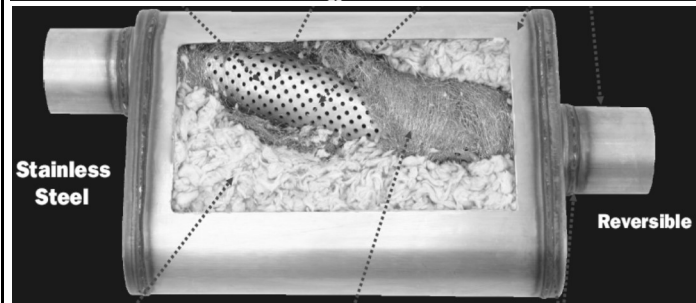
Inlet	Outlet	Part #
3"	3"	2500SS

Inlet	Outlet	Part #
3 1/2"	3 1/2"	2510SS

Direct fit GM 2500 HD 6.0L(00-07) Use Only With Factory Tailpipe
~STOCK SOUND~

Direct fit 2500 HD (2007-) 6.0L & 6.2L Moderate sound increase from stock.

FREE SHIPPING ON ALL SPECIAL ORDERS AND OUT OF STOCK ITEMS.



Heavy gauge stainless steel construction

Part #	In/Out	Config.	Body	OAL
M11255	2 1/4"	O/C	18"	24"
M12158	2 1/2"	C/D	14"	20"
M12468	2 1/2"	D/D	18"	24"
M12568	2 1/2"	D/D	22"	28"
M11226	2 1/2"	O/C	14"	20"
M12258	2 1/2"/2 1/4"	C/D 5x8 Oval	18"	24"
M12298	3"	C/D	18"	24"
M12590	3"	C/D	22"	28"
M12469	3"	D/D	18"	24"
M11229	3"	O/C	14"	20"
M11259	3"	O/C 4x9 Oval	18"	24"
M12289	3"	O/C	24"	30"
M11239	3"	O/O	14"	20"
M12278	3"/2 1/4"	C/D	18"	24"
M12198	3"/2 1/2"	C/D	14"	20"
M12288	3"/2 1/2"	C/D	18"	24"



Part #	In/Out	Config.	Body	OAL
41255	2 1/2"	C/C	12"	18"
51299	4" Aluminized	C/C	12"	18"
71299	4" Stainless	C/C	12"	18"
51600	5" Aluminized	C/C	12"	18"
71600	5" Stainless	C/C	12"	18"



Part #	In/Out	Config.	Body	OAL
FP214SS	2-1/4"	O/C	14"	18"
FP212SS	2-1/2"	O/C	14"	18"




Part #	In/Out	Config.	Body	OAL
FP729	3-1/2"	O/O Ford Powerstroke	18"	28"

FREE SHIPPING ON ALL SPECIAL ORDERS AND OUT OF STOCK ITEMS.

FLO~PRO
PERFORMANCE MUFFLERS

- 100% Aluminized, 16 Gauge Steel
- Welded Construction
- 2 Tube, 2 Baffle Design




Case Dia.	Case Length	OAL	In	Out	OFFSET	Part#
3"	12"	17"	1 3/4"	1 3/4"	Straight	3012ST
3 1/2"	17"	22"	2"	2"	Straight	3518ST
4"	17"	22"	2 1/2"	2 1/2"	Straight	4018ST
4"	12"	20"	2"	2"	Straight	4406
4"	17"	25"	2"	2"	Straight	4415
4"	17"	25"	2 1/4"	2 1/4"	Straight	4415X
5"	22"	29"	3"	3"	Straight	5522

Power Packs




CASE Dia.	CASE Length	CORE Dia.	OAL	INLET SIZE	OUTLET SIZE	PART #
4"	15"	3"	29"	2 1/2"	2 1/4" DUAL	PP2514

Polished 304 Stainless Glasspacks



Case Diameter	Case Length	Core Diameter	Overall Length	End Sizes	Part #
3 1/2"	12"	2 1/4"	16"	2 1/4"	3512RS
3-1/2"	15"	2-1/4"	19"	2-1/4"	3515RS
4"	12"	2 1/2"	16"	2 1/2"	4512RS
4"	15"	2-1/2"	19"	2-1/2"	4515RS
4"	12"	3"	16"	3"	4312RS
4"	15"	3"	19"	3"	4315RS

Single ID	Dual ID	Overall Length	Aluminized Part #	Stainless Part #
2"	2"	10"	Y2001	SY200
2 1/4"	2 1/4"	10"	Y2141	SY214
2 1/2"	2 1/2"	10"	Y2121	SY212
2 1/2"	2 1/4"	10"	Y252141	
3"	2 1/4"	10"	Y32141	SY3214
3"	2 1/2"	10"	Y32121	SY3212
3"	3"	10"	Y3001	SY300
4"	4"	14"	Y4001	



End ID	Overall Length	Aluminized Part #	Stainless Part #
2 1/4"	12"	X2141	SX214
2 1/2"	12"	X2121	SX212
3"	12"	X3001	SX300

FLO~PRO PERFORMANCE EXHAUST

Stainless 304 Tips
Most Popular #s
Many More Available



**Rolled Angle Cut
Black Powder
Coated**

Part#	Inlet	Outlet	Length
4707RACK	2-1/4"	3-1/2"	7"
5718RACK	2-1/2"	3-1/2"	18"
5812RACK	2-1/2"	4"	12"
5818RACK	2-1/2"	4"	18"




**45 Degree Angle
Black Powder
Coated**

Part#	Inlet	Outlet	Length
5818ACK	2-1/2"	4"	18"



**15 Deg Rolled Angle Cut
Black Chrome**

Part#	Inlet	Outlet	Length
243518RAC2	2-1/4"	3-1/2"	18"
254009RAC2	2-1/4"	4"	9"



**45 Deg Angle Cut
Clamp or Weld On**

Part#	Inlet	Outlet	Length
5712AC	2-1/2"	3-1/2"	12"
5718AC	2-1/2"	3-1/2"	18"
5818AC	2-1/2"	4"	18"



45 Deg Angle Cut

Part#	Inlet	Outlet	Length
243518AC	2-1/4"	3-1/2"	18"
254018AC	2-1/2"	4"	18"



Rolled Angle Cut

Part#	Inlet	Outlet	Length
243518RAC	2-1/4"	3-1/2"	18"
253518RAC	2-1/2"	3-1/2"	18"
254009RAC	2-1/2"	4"	9"
254018RAC	2-1/2"	4"	18"
304012RAC	3"	4"	12"



Turn Down

Part#	Inlet	Outlet	Length
4509TD	2-1/4"	2-1/2"	9"
5612TD	2-1/2"	2-3/4"	12"



**Rolled Angle Cut
Clamp or Weld On**


Part#	Inlet	Outlet	Length
4712RAC	2-1/4"	3-1/2"	12"
5812RAC	2-1/2"	4"	12"
5818RAC	2 1/2"	4"	18"



Rolled Oval Slant

Part#	Inlet	Outlet	Length
ST043S	2-1/4"	5-1/2"x3"	9"

Pencil Tip



Part#	Inlet	Outlet	Length
ST007	2-1/4"	2-1/2"	10"



Dual Oval Slant

Part#	Inlet	Outlet	Length
ST079	2-1/4"	3-1/2"x3"	9"

FREE SHIPPING ON ALL SPECIAL ORDERS AND OUT OF STOCK ITEMS.



Super 10
The most aggressive muffler




40 Series
The original high performance Flowmaster muffler



Super 40 Series
Deeper, richer tone than original 40 series muffler



40 Series Delta Flow
The quietest muffler option in the 40 series two-chambered line



Super 44
Deep, aggressive, high performance exhaust note



Part#	Economy#	In/Out	Con-fig.	Body Length	Material	Series
42442		2 1/4"	C/O	13"	Aluminized	40
42441	KO42441	2 1/4"	O/C	13"	Aluminized	40
8042441		2 1/4"	O/C	13"	Stainless	40
42443	KO42443	2 1/4"	O/O	13"	Aluminized	40
8042443		2 1/4"	O/O	13"	Stainless	40
842515		2 1/2"	C/C	6 1/2"	Stainless	Super 10
842512		2 1/2"	C/O	6 1/2"	Stainless	Super 10
42542		2 1/2"	C/O	13"	Aluminized	40
8425154		2 1/2"	D/D	6 1/2"	Stainless	Super 10
425404		2 1/2"	D/D	13"	Aluminized	40
9525454		2 1/2"	D/D	13 1/2"	Aluminized	Super 40
8525454		2 1/2"	D/D	13 1/2"	Stainless	Super 40
42541	KO42541	2 1/2"	O/C	13"	Aluminized	40
8042541		2 1/2"	O/C	13"	Stainless	40
842516		2 1/2"	O/C	6 1/2"	Stainless	Super 10
952546		2 1/2"	O/C	13 1/2"	Aluminized	Super 40
842518		2 1/2"	O/O	6 1/2"	Stainless	Super 10
42543	KO42543	2 1/2"	O/O	13"	Aluminized	40
8042543		2 1/2"	O/O	13"	Stainless	40
8425152		2 1/2"/2 1/4"	C/D	6 1/2"	Stainless	Super 10
843015		3"	C/C	6 1/2"	Stainless	Super 10
953047		3"	C/O	13 1/2"	Aluminized	Super 40
43041	KO43041	3"	O/C	13"	Aluminized	40
8043041		3"	O/C	13"	Stainless	40
953046		3"	O/C	13 1/2"	Aluminized	Super 40
843016		3"	O/C	6 1/2"	Stainless	Super 10
43043	KO43043	3"	O/O	13"	Aluminized	40
8043043		3"	O/O	13"	Stainless	40
8430152		3"/2 1/2"	C/D	6 1/2"	Stainless	Super 10
430402	KO430402	3"/2 1/2"	C/D	13"	Aluminized	40
80430402		3"/2 1/2"	C/D	13"	Stainless	40
9530452		3"/2 1/2"	C/D	13 1/2"	Aluminized	Super 40

Alumi-nized#	Stainless#	In/Out	Con-fig.	Body Length	Series
942041		2"	O/C	13"	40 Delta Flow
942445		2 1/4"	C/C	13"	Super 44
9424422		2 1/4"	C/D	13"	40 Delta Flow
942442		2 1/4"	C/O	13"	40 Delta Flow
942447		2 1/4"	C/O	13"	Super 44
942446	842446	2 1/4"	O/C	13"	Super 44
942448	842448	2 1/4"	O/O	13"	Super 44
942545		2 1/2"	C/C	13"	Super 44
9425400		2 1/2"	C/D	13"	40 Delta Flow
9425472		2 1/2"	C/D	13"	Super 44
942542		2 1/2"	C/O	13"	40 Delta Flow
942547	842547	2 1/2"	C/O	13"	Super 44
	8425454	2 1/2"	D/D	13"	Super 44
942541		2 1/2"	O/C	13"	40 Delta Flow
942546	842546	2 1/2"	O/C	13"	Super 44
	842543	2 1/2"	O/O	13"	40 Delta Flow
942548	842548	2 1/2"	O/O	13"	Super 44
9425422		2 1/2"/2 1/4"	C/D	13"	40 Delta Flow
9425452		2 1/2"/2 1/4"	C/D	13"	Super 44
943040		3"	C/C	13"	40 Delta Flow
943045		3"	C/C	13"	Super 44
943047		3"	C/O	13"	Super 44
	843041	3"	O/C	13"	40 Delta Flow
943046	843046	3"	O/C	13"	Super 44
	843048	3"	O/O	13"	Super 44
9430422		3"/2 1/4"	C/D	13"	40 Delta Flow
	8430402	3"/2 1/2"	C/D	13"	40 Delta Flow
	8430452	3"/2 1/2"	C/D	13"	Super 44
9430452		3"/2 1/2"	C/D	13"	Super 44
9530572		3"/2 1/2"	C/D	18"	50
9430462		3"/2 1/2"	O/D	13"	Super 44

FREE SHIPPING ON ALL SPECIAL ORDERS AND OUT OF STOCK ITEMS.



Super 50
The most versatile muffler they make for a wide variety of applications

50 Delta Flow
Moderate tone-perfect for performance and passenger cars

50 Big Block
The quietest Flowmaster they make





50 H.D.
Great for quieting large displacement engines



70 Big Block
Best suited for truck applications-quiet operation.



80 Crossflow
Aggressive sound and increased power/torque output over stock



Aluminized#	Stainless#	In/Out	Config.	Body Length	Series
524554		2 1/4"	D/D	17"	Super 50
942451		2 1/4"	O/C	17"	50 Delta Flow
524553	8524553	2 1/4"/3"	D/C	17"	Super 50
942552		2 1/2"	C/O	17"	50 Delta Flow
942551	842551	2 1/2"	O/C	17"	50 Delta Flow
942553		2 1/2"	O/O	17"	50 Delta Flow
943052		3"	C/O	17"	50 Delta Flow
943051	843051	3"	O/C	17"	50 Delta Flow
943053		3"	O/O	17"	50 Delta Flow
9430522		3"/2 1/4"	C/D	17"	50 Delta Flow
9430502	8430502	3"/2 1/2"	C/D	17"	50 Delta Flow
9530572		3"/2 1/2"	C/D	18"	50 HD
530504		3"/2 1/2"	D/D	22"	50 Big Block

Aluminized#	Stainless#	In/Out	Config.	Body Length	Series
524704		2 1/4"	D/D	22"	70 Big Block
42583	842583	2 1/2"	O/D	15"	80 Crossflow
53071		3"	O/C	22"	70 Big Block
530702		3"/2 1/2"	C/D	22"	70 Big Block
43083		3"/2 1/2"	O/D	15"	80 Crossflow



FlowFX Series
Moderate exterior performance tone, Flowmaster Quality, Durable fully welded 409S stainless steel case, Straight through design



Stainless#	In/Out	Config.	Body Length	OAL
4" x 9" Oval Body Mufflers				
71225	2 1/4"	O/C	14"	20"
71235	2 1/4"	O/O	14"	20"
71226	2 1/2"	O/C	14"	20"
71236	2 1/2"	O/O	14"	20"
71229	3"	O/C	14"	20"
72198	3"/2 1/2"	C/D	14"	20"
72288	3"/2 1/2"	C/D	18"	24"
5" x 8" Oval Body Mufflers				
74151	3 1/2"	C/C	18"	24"
4" Round Body Mufflers				
71415	2 1/4"	C/C	14"	20"
71416	2 1/2"	C/C	14"	20"
71419	3"	C/C	14"	20"

Part# 15430
Outlaw Series Race Muffler, Aluminized, 3" Center In, 3" Center Out, Aggressive Sound, 11" Body Length



Part# 815425
Outlaw Muffler, 409 Stainless, 2 1/2" Center In, 2 1/2" Center Out, Aggressive Sound, 11" Body Length



ORDER ONLINE: www.henschelandsons.com

FREE SHIPPING ON ALL SPECIAL ORDERS AND OUT OF STOCK ITEMS.

  <p>Part Number# FX8062 April 05-08 Toyota Corolla, Matrix, Pontiac Vibe 1.8L</p>	 <p>Part Number# FX1759—Subaru Fits 2" diameter pipe. Kit includes: one flat recessed OE flange with 2" ID pipe, gasket & 2 spring bolts</p>	 <p>includes resonator & installation kit</p> <p>Kit includes clamp gasket & hardware as shown</p> <p>2 1/4" x 24" 31" OAL</p> <p>Part Number# FX2074K 1997-2005 Pontiac Grand Prix, Buick Century, Chevrolet Monte Carlo, Impala, Oldsmobile Intrigue 3.1L, 3.4L, 3.5L, 3.8L GM Direct Fit Resonator Incl. clamp, gasket, & hardware</p>	 <p>FX8012—Cavalier Contents: 1-2" OD connector, 1-2" ID connector, 1 gasket, installation hard- ware. Fits: 90-98 Cavalier, 93-96 Beretta, 90-98 Sunbird, 90-98 Sunfire, 90-91 Grand Am</p>
 <p>Part Number# FX8025 99-05 GM Trucks 4.8L, 5.3L, 6.0L Driver Side</p>	 <p>Part Number# FX8026 99-05 GM Trucks 6.0L V8 Passenger Side</p>	 <p>Part Number# FX8029 87-99 Chevy Blazer/GMC Jimmy, 87 -95 Chevy CKVR/GMC Suburban, 88-99 Chevy S10/GMC S15, 91-94 Oldsmobile Bravada, 92-95 Chevy Astro/GMC Safari, 94-95 Chevy Silverado, 95-97 Chevy Tahoe/GMC Sierra/Yukon, 96-99 GMC Envoy</p>	 <p>Part Number# FX8030 95-01 Chevrolet Blazer, S10, Tahoe, GMC Jimmy, S15, Yukon, GM CKVR 1/2 Ton, CKVR Suburban</p>
 <p>FX8045—Civic 1 3/4" Pipe Contents: 1-1 3/4" OE formed flange with pipe ID 1 3/4", 1 high temp gasket, 2 bolts with springs & nuts. Fits: 94-97 Accord, 92-04 Civic</p>	 <p>FX8047—Honda with triangular flange Contents: 1-Honda OE flat triangular flange with 2" ID pipe, 1 high temp gasket, installation hardware. Fits: Accord, Civic, & CRV at rear converter with triangular flange</p>	 <p>Part Number# FX8041 07-12 Nissan Sentra 2.0L</p>	 <p>Part Number# FX2092K Toyota Sensor Flange Repair Kit For locations with 2 1/8" distance be- tween bolts. Applications include 98- 02 Corolla 1.8L Kit contains: flange, gasket &</p>
 <p>Part Number# FX2093K Toyota Sensor Flange Repair Kit For locations with 1 3/4" distance be- tween bolts. Kit contains: flange, gasket & hardware</p>	 <p>Part Number# FX8039 1999-2004 Toyota Tacoma 2.4L & 2.7L, 4 cyl. 2001-04 Toyota Tacoma 3.4L, 6 cyl. Kit contains: oval grooved flange with 2 1/4" ID pipe, gasket & hardware kit</p>		

ORDER ONLINE: www.henschelandsons.com

FREE SHIPPING ON ALL SPECIAL ORDERS AND OUT OF STOCK ITEMS.

FX EXHAUST

**MINIFLEX
PIPES**



Part #	Diameter	OAL
FX8050	1 3/4" ID	6"
FX8051	2" ID	6"
FX8052	2 1/4" ID	6"
FX8053	2 1/2" ID	6"
FX8055	2" ID	3 1/4"

FLEX PIPES



Part #	Diameter
FX1750EX	1 3/4" ID
FX2000EX	2" ID

**Quick Fix Connector Kits
Oval Flange**



Part # Expanded (Ø = inside diam.)	Pipe Ø
FX8014EX	1 3/4"
FX8015EX	2"
FX8016EX	2 1/4"
FX8017EX	2 1/2"

*Rubber
Insulators*



**Part Number#
FX3320**
Acura, Honda—
5/16" diameter
holes



Part Number# FX1123
GM, Honda, Suzuki, Toyota 1986-1994

Hangers & Rods



**Part Number#
FX851**























Strap Fits: 98-02
Saturn SC, SL, SW
Series 1.9L Fits
Bubble Muffler

*Manifold Studs
& Hardware*

**SERRATED
FLANGE NUTS**
Part# FH7081—5/16
serrated flange hex nut,
Bag Qty.—100
Part# FH7083—3/8
serrated flange hex nut,
Bag Qty.—100

ORDER ONLINE: www.henschelandsons.com

FREE SHIPPING ON ALL SPECIAL ORDERS AND OUT OF STOCK ITEMS.


 <p>Spring Bolt Kits</p>	 <p>Part Number# FX440-SG 87-99 Chevy Blazer, 87-99 GMC Jimmy, 87-95 Chevy/GMC CKVR/ Suburban, 88-95 Chevy/GMC CKVR/1/2&3/4 Ton, 88-99 Chevy</p>	 <p>Part Number# FX444L 84-01 Acura Integra, 88-10 Honda Civic, 93 Acura Integra GSR, 94-97 Honda Accord, 96-05 Acura EL,</p>	 <p>Part Number# FX488 98-02 Toyota Corolla 1.8L</p>
<p>Split Flanges</p>  <p>Part Number# FX36 2 Holes, Formed Fits 2" Pipe Side Split</p>	 <p>Part Number# FX37 2 Holes, Formed Fits 2 1/4" Pipe Side Split</p>	 <p>Part Number# FX50-S 3 Holes, Flat & Formed GM 2" V8 Y-Pipes 2 1/8" ID</p>	 <p>Part Number# FX4049-SP 3 Holes, Flat & Formed GM Trucks 1994-95 with 2" pipe, 2 5/16" ID</p>
 <p>Part Number# FX4050-SP 3 Holes, Flat & Formed GM Trucks 1994-95 with 2 1/4" pipe, 2 1/2" ID</p>	 <p>Part Number# FX04-SP 2 Holes, Flat Universal Pipe Size 1 3/4"</p>	 <p>Part Number# FX06-SP 2 Holes, Flat Universal Pipe Size 2"</p>	 <p>Part Number# FX08-SP 2 Holes, Flat Universal Pipe Size 2 1/4"</p>
 <p>Part Number# FX10-SP 2 Holes, Flat Universal Pipe Size 2 1/2"</p>	<p>Flat Flanges</p>  <p>Part Number# FX06 Oval, 2-Bolt Flanges, 2.120 Center</p>		 <p>Part Number# FX51 Triangular, 3-Bolt Flanges, 2.051 Center Hole, 2.750" Center Line, 0.500"x0.618" Slots Bolt Hole Size</p>
 <p>Part Number# FX4050 Triangular, 3-Bolt Flanges, 2.530 Center Hole, 2.965" Center Line, 0.500" Round Holes Bolt Hole Size</p>	 <p>Part Number# FX07 Oval, 2-Bolt Flanges, 2.265" Center Hole, 3.875" Center Line, 0.500" x 0.750" slots Bolt Hole Size</p>	 <p>Part Number# FX04 Oval, 2-Bolt Flanges, 1.875 Center Hole, 3.250" Center Line, 0.500"x0.750" Slots Bolt Hole Size</p>	 <p>Part Number# FX10 Oval, 2-Bolt Flanges, 2.570 Center Hole, 3.875" Center Line, 0.500"x0.750" Slots Bolt Hole Size</p>
 <p>Part Number# FX156 Flange-Flat 2" Tri 3 Hole</p>	<p>Gaskets</p>  <p>Part Number# FX358 Flat 3-Bolt Gaskets, 3 1/16" Inner</p>		 <p>Part Number# FX5076 Flat 2-Bolt Gaskets, 2 19/32" Inner Diameter, 3 29/32" Thickness</p>

FREE SHIPPING ON ALL SPECIAL ORDERS AND OUT OF STOCK ITEMS.



Master Cobalt Recip Blades

Part#	TPI	Length	Width	Thickness	Box Qty
395069	14	12"	1"	.050	25
400381	10	6"	3/4"	.035	50
400404	14	6"	3/4"	.035	50
400428	18	6"	3/4"	.035	50
401012	18	9"	3/4"	.035	50
402583	18	8"	3/4"	.035	50
404334	14	9"	1"	.05	25



Triple the life of standard reciprocating saw blades, Master Cobalt® technology has a unique combination of features resulting in the longest lasting recip blades available. They cut smooth, accurate, and offer great value.



Step Drill 1/8" to 1/2" by 32nds, 12 steps
Shank Size: 1/4" (6.4mm) Point: Self Starting
Part# 124003



Step Drill 3/16" to 7/8" by 16ths, 11 steps
Shank Size: 3/8" (9.5mm)
Point: Self Starting
Part# 124027



Step Drill 1/4" to 3/4" by 16ths, 8 steps
Shank Size: 3/8" (9.5mm)
Point: Self Starting
Part# 124034



Step Drill 3/16" to 1 1/8" by 16ths Switchback Step Drill
Part# 124485



Step Drill Kit 4pcs: 124003, 124027, 124034, 124041
Shank Size: 3/8" (9.5mm) and 1/4" (6.5mm) Point: Self Starting
Part# 124201

FREE SHIPPING ON ALL SPECIAL ORDERS AND OUT OF STOCK ITEMS.

MAGNAFLOW

**POWER
AND SOUND**



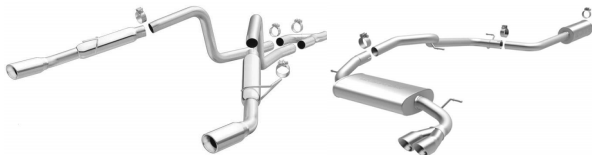
Performance Exhaust Systems For
• Diesel & Gas Trucks • Sport Compacts
• American Muscle Cars

Whether you drive a street, off-road or diesel truck/SUV, MagnaFlow has dyno-proven exhaust systems that are rugged enough to survive grueling Baja racing. Each system is designed to bolt right on and provide years of trouble-free performance. Provides a smooth, deep tone that is suitable for grocery-getting SUV's with casual tow duties to full blown modded drag racing diesel pickups.

- Delivers a Smooth, Deep Tone
- Lifetime Warranty on All MagnaFlow Performance Kits
- Fully Polished Mufflers
- 100% Stainless Steel


**MANY
MORE
AVAILABLE!!!**

CARS



PART#	DESCRIPTION
15072	12-18 L4 2.0L; Ford Focus; 2.25in. Cat-Back; Single Straight Passenger Side Exit Style
15593	11-12 V8 5.0L, 5.4L; Ford Mustang; 3in. Axle-Back; Dual Split Rear Exit Style
15884	05-11 V8 6.0L, 6.2L; Chevy Corvette; 2.5in. Cat-Back; Quad Center Rear Exit Style
15155	13-18 L4 2.0L; Ford Focus; 2.5in. Cat-Back; Dual Center Rear Exit Style
15893	64-67 V6, V8 3.2L, 3.7L, 3.8L, 4.1L, 4.6L, 4.9L, 5.3L, 5.4L, 5.6L, 6.5L, 6.6L; Buick Skylark, Special Chevy Chevelle, El Camino, Malibu, Oldsmobile 442, Cutlass, Pontiac GTO; 2.5in. Crossmember-Back; Multiple Exit Options Exit Style
16514	10-14 V8 5.7L; Dodge Challenger; 2.5in. Cat-Back; Dual Split Rear Exit Style
16516	09-14 V8 5.7L; Dodge Challenger; 2.5in. Cat-Back; Dual Split Rear Exit Style
16605	05-09 V6 4.0L; Ford Mustang; 2.5in. Cat-Back; Dual Split Rear Exit Style
16710	75-79 V8 5.7L; Chevy Corvette; 2.5in. Cat-Back; Dual Split Rear Exit Style

TRUCKS



PART#	DESCRIPTION
19203	2015 Ford F-150 5.0L; 3in. Cat-Back; Dual Split Rear Behind Rear Tires Exit Style
15267	14-19 Chevy/GMC Silverado/Sierra 1500 4.3L, 5.3L; 3in. Cat-Back; Single Passenger Side Rear Exit Style
15268	14-19 Chevy/GMC Silverado/Sierra 1500 4.3L, 5.3L; 3in. Cat-Back; Dual Split Rear Exit Style
18908	2011 6.6L Diesel; GM; 4in. Filter-Back
18911	07-10 6.6L; GM Duramax Extended-Crew Cab/Short-Long Bed; Filter-Back
18913	2008 V8 6.6L; GM Silverado/Sierra 2500/3500; Filter-Back
18915	07-10 V8 6.6L; Chevy/GMC Silverado/Sierra 2500/3500; 4in. Filter-Back; Dual Same Side Behind Passenger Rear Tire Exit Style
18942	14-19 V8 6.6L Diesel; Chevy/GMC Silverado/Sierra 2500/3500; 4in. Filter-Back; Dual Same Side Behind Passenger Rear Tire Exit Style
18943	07-19 V8 6.6L Diesel; Chevy/GMC Silverado/Sierra 2500/3500; 4in. Filter-Back; Single Passenger Side Rear Exit Style
18917	07-11 6.7L Diesel; Dodge Ram 2500/3500; Filter-Back



MUFFLERS

Mufflers are reversible for custom installation!!!

Many More Available!

5"x8" Oval Satin Stainless Steel Universal Mufflers



Part#	Config.	In/Out	Body Length	Overall
12216	C/C	2.5"	14"	20"
12158	C/D	2.5"	14"	20"
12268	C/D	2.5"	18"	24"
12226	C/O	2.5"	14"	20"
12468	D/D	2.5"	18"	24"
12286	O/C	2.5"	24"	30"
12219	C/C	3"	14"	20"
12229	O/C	3"	14"	20"
12259	C/O	3"	18"	24"
12289	O/C	3"	24"	30"
12198	C/D	3"/2.5"	14"	20"
12288	C/D	3"/2.5"	18"	24"
12267	O/D	3"/2.5"	18"	24"

4"x9" Satin Stainless Steel Universal Mufflers



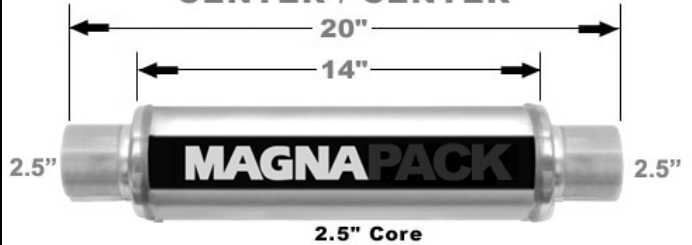
Part#	Config.	In/Out	Body Length	Overall
11224	C/O	2"	14"	20"
11385	D/D	2.25"	14"	20"
11365	O/C	2.25"	11"	17"
11225	O/C	2.25"	14"	20"
13215 Multi-Chamber	O/C	2.25"	14"	20"
11366	O/C	2.5"	11"	17"
11386	D/D	2.5"	14"	20"
11226	O/C	2.5"	14"	20"
11256	O/C	2.5"	18"	24"
11236	O/O	2.5"	14"	20"
11229	O/C	3"	14"	20"
11259	O/C	3"	18"	24"
13278 Multi-Chamber	C/D	3"/2.5"	14"	20"

4" Round Universal Muffler

PART #10416

4" Round

CENTER / CENTER



(Muffler is reversible for custom installation.)

Part#	Config.	In/Out	Body Length	Overall
10415	C/C	2.25"	14"	20"
10416	C/C	2.5"	14"	20"
14419	C/C	3"	14"	20"



Exhaust TIPS

T-304 Stainless Steel Tips Installed By Professionals.

MagnaFlow's Polished Stainless Steel tips will last 5 times longer than chrome tips. These super tough tips will continue to shine for years to come with a lifetime warranty against defects.

Round Single Wall 15° Slash



Diameter	Length	I.D. Inlet	Part#
3in.	18in.	2.5in.	35102
3.5in.	12in.	2.5in.	35205
3.5in.	12in.	3in.	35104
3.5in.	18in.	2.5in.	35105
4in.	12in.	3in.	35107
4in.	18in.	2.5in.	35108
4in.	22in.	2.5in.	35109

Round Single Wall 45° Slash



Diameter	Length	I.D. Inlet	Part#
3in.	18in.	2.25in.	35140
3in.	18in.	2.5in.	35138
3.5in.	18in.	2.5in.	35143
4in.	18in.	2.5in.	35146

Oval Single Wall Rolled Edge Angle Cut



Diameter	Length	I.D. Inlet	Part#
2.5in.x3.2in.	7.5in.	2.25in.	35129

Round Single Wall 15° Rolled Edge Angle Cut



Diameter	Length	I.D. Inlet	Part#
3in.	18in.	2.5in.	35111
3.5in.	18in.	2.5in.	35114
4in.	12in.	3in.	35116
4in.	18in.	2.5in.	35117

Round Single Wall Rolled Edge Angle Cut



Diameter	Length	I.D. Inlet	Part#
3in.	7in.	2.25in.	35131
4in.	5in.	2.5in.	35136


MAGNAFLOW X&Y PIPES

TYPE	INLET I.D.	CENTER CORE	PIPE LENGTH	PART#
Tru-X Pipe	2.5"	2.5" x 4"	12"	10791

TYPE	INLET DIAMETER	OUTLET DIAMETER	PIPE LENGTH	PART#
T-Pipe	2.5" Dual	2.5" Single	8"	10734

TYPE	INLET DIAMETER	OUTLET DIAMETER	PIPE LENGTH	PART#
Y-Pipe	2.25" Dual	2.5" Single	10"	10758
Y-Pipe	2.5" Dual	2.5" Single	10"	10768


Smooth Transitions
Stamped Y-Pipe and Tru-X Pipe transitions are great for single/dual, dual/dual and balance tube applications. MagnaFlow's stainless steel Tru-X crossover pipe represents a significant leap forward in technology over traditional H-pipes. The more gentle radius allows for better exhaust gas scavenging, noise cancellation and better balance between cylinder banks. The result is a significant increase in power and torque but a reduction in db sound levels... the best of both worlds.





UNIVERSAL CONVERTERS

MANY MORE AVAILABLE



Oval No Oxygen Sensor Location		
12" Body L, 16" OAL, 5.625" Body W		
In/Out	OEM Grade Federal/EPA Compliant	HM Grade Federal/EPA Compliant
2.25"	51005	
2.5"	51006	
3"		99009HM



Round Spun No Oxygen Sensor Location	
8" Body L, 8" OAL, 4" Body W	
In/Out	Standard Grade Federal/EPA Compliant
2.5"	59956
3"	59959



Round Spun No Oxygen Sensor Location	
12" Body L, 12" OAL, 6" Body W	
In/Out	HM Grade Federal/EPA Compliant
4"	60111

Round No Oxygen Sensor Location			
9" Body L, 13" OAL, 4.25" Body W			
In/Out	OEM Grade Federal/EPA Compliant	Standard Grade Federal/EPA Compliant	HM Grade Federal/EPA Compliant
2"	51204	53004	
2.25"	51205		99205HM
2.5"	51206		99206HM

Round Spun Dual Oxygen Sensor Locations	
11.125" Body L, 15.125" OAL, 5" Body W	
In/Out	Standard Grade Federal/EPA Compliant
2.5"	79316



Round Post Converter Oxygen Sensor Location		
9" Body L, 13" OAL, 4.5" Body W		
In/Out	OEM Grade Federal/EPA Compliant	HM Grade Federal/EPA Compliant
2"	51234	99234HM
2.25"		99235HM
2.5"		99236HM

Round Post Converter Oxygen Sensor Location 51304 is Designed to fit the 2008-2010 Chevrolet Cobalt, 2008-2011 Chevrolet HHR, and additional vehicles.
51306 is Designed to fit the 2000-2011 Chevrolet Impala, 2000-2005 Buick LeSabre, and additional vehicles.
99305HM is Designed to fit the 1997-2003 Chevrolet Malibu, 2006-2009 Hyundai Sonata, and additional vehicles.



Round Post Converter Oxygen Sensor Location		
11" Body L, 15" OAL, 4.25" Body W		
In/Out	OEM Grade Federal/EPA Compliant	HM Grade Federal/EPA Compliant
2"	51304	99304HM
2.25"	51305	99305HM
2.5"		99306HM



Oval Post Converter Oxygen Sensor Location	
12" Body L, 16" OAL, 6.375" Body W	
In/Out	Standard Grade Federal/EPA Compliant
2.5"/2"	94037



Round Midbed Oxygen Sensor Location		
11" Body L, 15" OAL, 4.25" Body W		
In/Out	OEM Grade Federal/EPA Compliant	HM Grade Federal/EPA Compliant
2"		99354HM
2.25"		99355HM
2.5"	51356	99356HM



Round Post Converter Oxygen Sensor Location	
11" Body L, 15" OAL, 4.25" Body W	
In/Out	OEM Grade Federal/EPA Compliant
2"	52324
2.25"	52325
2.5"	52326

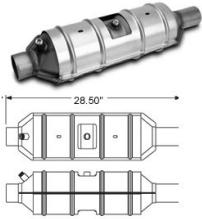


Oval No Oxygen Sensor Location	
15.5" Body L, 19.5" OAL, 6.5" Body W	
In/Out	Standard Grade Federal/EPA Compliant
3"	95509

FREE SHIPPING ON ALL SPECIAL ORDERS AND OUT OF STOCK ITEMS.

MAGNAFLOW

DIRECT-FIT CONVERTERS
MANY MORE AVAILABLE



55300
Fits: 94-96 Ford E-250 Econoline, 94-96 E-350 Econoline, 94-97 F-250 & F-350 Super Duty Pickup, 94-97 F-450 Super Duty Pickup, 94-97 F-53 Stripped Chassis/Camper



23013
Fits: 07 Chrysler Aspen 4.7L, 06-08 Durango 3.7L, 4.7L



23314
Fits: 97-01 Ford Explorer 4.0L, 98-01 Mercury Mountaineer, 4.0L




49295
Fits: 07-17 Nissan Altima, X-Trail, Rogue 2.5L




49445
Fits: 07-17 GMC Acadia, 09-17 Chevy Traverse, 08-17 Buick Enclave, 07-10 Saturn Outlook 3.6L



49446
Fits: 07-17 GMC Acadia, 09-17 Chevy Traverse, 08-17 Buick Enclave, 07-10 Saturn Outlook 3.6L



51852
Fits: 11-15 Nissan Murano 3.5L



52186
Fits: 10-17 Chevy Equinox, Captiva Sport 2.4L, 10-17 GMC Terrain 2.4L



93687
Fits: 05-09 Land Rover LR3, Range Rover Sport 4.0L, 4.4L



93688
Fits: 05-09 Land Rover LR3, Range Rover Sport 4.0L, 4.4L



52305
Fits: 06-12 Subaru Forester, Impreza, Legacy, Outback, 06 Saab 9-2X 2.5L




49507
Fits: 99-03 Lexus RX300 3.0L, 01-03 Toyota Highlander 3.0L



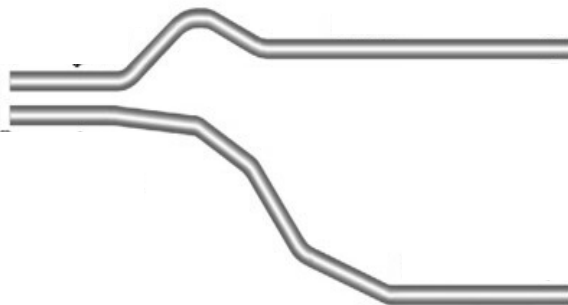
93940
Fits: 82-88 Chevy Corvette, Camaro, Monte Carlo 5.0L, 5.7L 83-85 Pontiac Firebird 5.0L

FREE SHIPPING ON ALL SPECIAL ORDERS AND OUT OF STOCK ITEMS.

14 GAUGE MANDREL DUAL CONVERSION TAIL PIPES



14 Gauge Mandrel Tail Pipes			
Right Side #	Left Side #	Diameter	Material
26102S	26103S	2.25"	Stainless Steel
H25409	H25410	2.5"	Stainless Steel
26106M	26107M	3"	Aluminized
H25411	H25412	3"	Stainless Steel



RANGER, DAKOTA, S10 PICKUPS

14 Gauge Mandrel Tail Pipes			
Right Side #	Left Side #	Diameter	Material
G22566M	G22570M	2.25"	Aluminized
G22567M	G22571M	2.5"	Aluminized



Stainless Steel Smooth Transitions

Use Mandrel-Bent Smooth Transitions for custom system fabrication with no reduction in the bends.

TUBING



Part#	Size	Length	Gauge	Material
3501016A	3 1/2"	10'	16	Aluminized
4001014A	4"	10'	14	Aluminized
4001016S	4"	10'	16	Stainless
5001016A	5"	10'	16	Aluminized

TYPE	INLET DIAMETER	C-LINE RADIUS	LENGTH TO BEND	PART#
L-180	2.5"	4"	14"	10716M
L-180	3"	5"	14"	10719M

FREE SHIPPING ON ALL SPECIAL ORDERS AND OUT OF STOCK ITEMS.

MANDREL PREBENT

Aluminized

DODGE MANDREL BENT TAILS



**62-74 "B" BODY—
GTX—SATELLITE
CHARGER—
ROADRUNNER—
CORONET—
SUPERBEE**

LEFT SIDE #OP9172MB

**RIGHT SIDE
#OP9171MB**



**70-74 "E" BODY
BARRACUDA—
CHALLENGER**

LEFT SIDE #OP9247MB

**RIGHT SIDE
#OP9246MB**



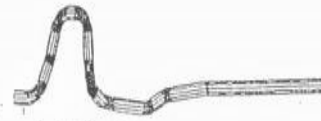
**ALUM.
MANDREL
BENT**

**RIGHT SIDE
TL1117 (2 1/2")
OP9337MB (3")**

**1968-72 CAMARO'S
DUAL SYSTEM**

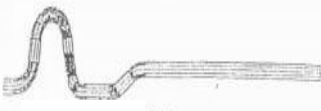


**LEFT SIDE
TL1116 (2 1/2")
OP9338MB (3")**



**RIGHT SIDE
TL1127 (2 1/2")
TL1119 (3")**

**1964-77 CHEVELLE, SKY-
LARK, CUTLASS & PON-
TIAC GTO. "A" BODY**



**LEFT SIDE
TL1126 (2 1/2")
TL1118 (3")**

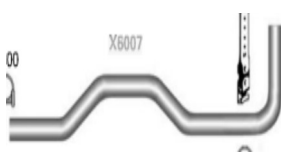
Application

Dodge Diesel Trucks




Mandrel Bent

Part#	Dia.	Material
54997M	4"	Aluminized
54997MS	4"	Stainless Steel



Application
01-06 Chevy/GMC 8 Cyl. 1500, 2500, 3500 HD Series; 6.0L, 8.1L Gas Engines
88-99 Chevy/GMC 8 Cyl. Full Size, Light Duty Trucks; 5.7L exc. 88-90 Suburban
88-01 Dodge 8 Cyl. Full Size, Light Duty Trucks



Part# FRLOAAS02S

Stainless Steel Overaxle Pipe w/Air- Ride Suspension For 2002-Up Freight-liner Mercedes 4 & 6 cyl. Engine

Mandrel Bent		
Part#	Dia.	Material
X6007SS	3"	Stainless Steel

FREE SHIPPING ON ALL SPECIAL ORDERS AND OUT OF STOCK ITEMS.

FLEX PIPES



PART #	DESCRIPTION
FT13404BI	1 3/4" X 4" FLEX BLANK INTERBRAIDED ENDS
FT13404NI	1 3/4" X 4" DOUBLE FLEX 1 3/4" ENDS
FT13406BI	1 3/4" X 6" FLEX BLANK INTERBRAIDED ENDS
FT13406NI	1 3/4" X 6" DOUBLE FLEX 1 3/4" ENDS
FT13408BI	1 3/4" X 8" FLEX BLANK INTERBRAIDED ENDS
FT13408NI	1 3/4" X 8" DOUBLE FLEX 1 3/4" ENDS
FT13410BI	1 3/4" X 10" FLEX BLANK INTERBRAIDED ENDS
FT13410NI	1 3/4" X 10" DOUBLE FLEX 1 3/4" ENDS
FT20004BI	2" X 4" FLEX BLANK INTERBRAIDED ENDS
FT20004NI	2" X 4" DOUBLE FLEX 2" ENDS
FT20006BI	2" X 6" FLEX BLANK INTERBRAIDED ENDS
FT20006NI	2" X 6" DOUBLE FLEX 2" ENDS
FT20008BI	2" X 8" FLEX BLANK INTERBRAIDED ENDS
FT20008NI	2" X 8" DOUBLE FLEX 2" ENDS
FT20010BI	2" X 10" FLEX BLANK INTERBRAIDED ENDS
FT20010NI	2" X 10" DOUBLE FLEX 2" ENDS

PART #	DESCRIPTION
FT22504BI	2 1/4" X 4" FLEX BLANK INTERBRAIDED ENDS
FT22504NI	2 1/4" X 4" DOUBLE FLEX 2 1/4" ENDS
FT22506BI	2 1/4" X 6" FLEX BLANK INTERBRAIDED ENDS
FT22506NI	2 1/4" X 6" DOUBLE FLEX 2 1/4" ENDS
FT22508BI	2 1/4" X 8" FLEX BLANK INTERBRAIDED ENDS
FT22508NI	2 1/4" X 8" DOUBLE FLEX 2 1/4" ENDS
FT22510BI	2 1/4" X 10" FLEX BLANK INTERBRAIDED ENDS
FT22510NI	2 1/4" X 10" DOUBLE FLEX 2 1/4" ENDS
FT25004BI	2 1/2" X 4" FLEX BLANK INTERBRAIDED ENDS
FT25004NI	2 1/2" X 4" DOUBLE FLEX 2 1/2" ENDS
FT25006BI	2 1/2" X 6" FLEX BLANK INTERBRAIDED ENDS
FT25006NI	2 1/2" X 6" DOUBLE FLEX 2 1/2" ENDS
FT25008BI	2 1/2" X 8" FLEX BLANK INTERBRAIDED ENDS
FT25008NI	2 1/2" X 8" DOUBLE FLEX 2 1/2" ENDS
FT25010BI	2 1/2" X 10" FLEX BLANK INTERBRAIDED ENDS
FT30006BI	3" X 6" FLEX BLANK INTERBRAIDED ENDS
FT30006NI	3" X 6" DOUBLE FLEX 3" ENDS
FT30010NI	3" X 10" DOUBLE FLEX 3" ENDS

3/8" U-Bolt w/Slotted Hole HD Saddle & Flange Nuts




Part#	SIZE	BOX QTY
MC7300A-050	3"	50

3/8" U-Bolt w/Slotted Hole HD Saddle & Flange Nuts; Zinc Plated



Part#	SIZE	BOX QTY
MC7200PA050	2"	50
MC7214PA050	2 1/4"	50
MC7212PA050	2 1/2"	50

3/8" U-Bolt W/Round Hole HD Saddle & Flange Nuts



Part#	SIZE	BOX QTY
MC8134A-050	1-3/4"	50
MC8178A-050	1-7/8"	50
MC8200A-050	2"	50
MC8214A-050	2-1/4"	50
MC8212-050 MC8212A-050	2-1/2"	50

FREE SHIPPING ON ALL SPECIAL ORDERS AND OUT OF STOCK ITEMS.



Hangers, Brackets, Wires, & Spherical Joints

<p>Part# BR104-100</p>	<p>Part# BR107-001 Part# BR107-050</p>	<p>Part# BR400-010</p>	<p>Part# BR560-010</p>
<p>Part# BR784-010</p>	<p>Part# BR867-010</p>	<p>Part# BR5257-010</p>	<p>Part# BR91914-025</p>
<p>Part# BR92167-025</p>	<p>Part# BR92168-025</p>	<p>Part# BR92169-025</p>	<p>Part# BR92170-050</p>
<p>Part# BR92172-001 Part# BR92172-050</p>	<p>Part# BR92216-010</p>	<p>Part# BR92218-025</p>	<p>Part# BR92219-025</p>
<p>Part# BR92253-050</p>	<p>Part# BR92256-050</p>	<p>Part# BR92257-025</p>	<p>Part# BR99003-025</p>
<p>Part# FW897-B25</p>	<p>Part# FW902-25</p>	<p>Part# FW913LU-050</p>	<p>Part# SJS2</p>



Hardware



Standard Studs w/o Finders



Standard Studs w/Finders



Standard Thread Length



Full Thread Length

Studs And Screws		
Manifold Studs		
Part #	Description	Box Qty.
H233-050	3/8" x 3-1/2" Coarse Chrysler W/Finders	50
H561-050	3/8" x 2-1/2" Coarse GM W/Finders	50
H564-050	7/16" x 2-1/2" Coarse Ford	50

Metric Manifold Studs		
Part #	Description	Box Qty.
H197-100	Size: 8mm x 43mm Thread Pitch: 1.25P Application: Nissan/VW	100
H210-100	Size: 10mm x 43mm Thread Pitch: 1.25P Application: Honda/VW	100
H212-100	Size: 10mm x 50mm Thread Pitch: 1.50P Application: Pinto/Capri/Volvo	100

Hexagon Self-Tapping Screws		
Part #	Description	Box Qty.
H170-100	5/16" x 1"	100
H172-100	5/16" x 1-1/2"	100
H174-100	3/8" x 1-1/2"	100

Washers		
Flat Washers		
Part #	Description	Box Qty.
H180-100	Size: 1/4" I.D.: 5/16" O.D.: 3/4" Class: SAE	100
H181-100	Size: 5/16" I.D.: 3/8" O.D.: 7/8" Class: Plate (USS)	100
H184-100	Size: 3/8" I.D.: 7/16" O.D.: 1" Class: Plate (USS)	100
H182-100	Size: 5/16" I.D.: 3/8" O.D.: 1-1/4" Class: Fender	100
H183-100	Size: 3/8" I.D.: 7/16" O.D.: 1-1/2" Class: Fender	100
H185-100	Size: 7/16" I.D.: 1/2" O.D.: 1-1/4" Class: Plate (USS)	100
H186-100	Size: 1/2" I.D.: 9/16" O.D.: 1-3/8" Class: Plate (USS)	100

Spring Lock Washers		
Part #	Description	Box Qty.
H176-100	Bolt Size: 5/16", ID. .314-.322, OD .583	100
H177-100	Bolt Size: 3/8", ID. .377-.385, OD .680	100
H178-100	Bolt Size: 7/16", ID. .440-.450, OD .776	100

Hexagon Bolts		
Hexagon Cap Bolts		
Part #	Description	Box Qty.
H146-100	5/16" x 1" Coarse	100
H149-100	3/8" x 1" Coarse	100
H150-100	3/8" x 1-1/4" Coarse	100
H155-050	7/16" x 1" Coarse	50
H205-100	3/8" x 2-1/2" Coarse	100
H234-100	3/8" x 2" Coarse	100
H235-050	3/8" x 2-1/4" Coarse	50
H237-100	5/16" x 1-1/2" Coarse Full Thread Length	100
H240-100	5/16" x 2" Coarse	100
H246-100	3/8" x 1-1/2" Coarse	100
H247-050	3/8" x 3" Coarse	50
H249-100	5/16" x 3" Coarse Full Thread Length	100

Metric Hexagon Bolts		
Part #	Description	Box Qty.
H283-100	8mm x 40mm Full Thread Length	100
H354-100	10mm x 30mm Full Thread Length	100
H353-100	10mm x 40mm Full Thread Length	100

Nuts		
Hexagon Nuts		
Part #	Description	Box Qty.
H100-100	1/4" Coarse Standard	100
H101-100	5/16" Coarse Standard	100
H102-100	3/8" Coarse Standard	100
H103-050	7/16" Coarse Standard	50
H201-100	5/16" Coarse Serrated Flange	100
H202-100	3/8" Coarse Flange	100
H367-100	3/8" Coarse Serrated Flange	100

Metric Hexagon Nuts		
Part #	Description	Box Qty.
H206-100	Size: 6mm Thread Pitch: 1.25P Standard	100
H207-100	Size: 8mm Thread Pitch: 1.25P Standard	100
H209-100	Size: 10mm Thread Pitch: 1.25P Application: (Honda, Toyota) Standard	100
H208-100	Size: 10mm Thread Pitch: 1.50P Standard	100

FREE SHIPPING ON ALL SPECIAL ORDERS AND OUT OF STOCK ITEMS.

“BLASTER”




PB Penetrating Catalyst

The world famous PB B'laster penetrating catalyst is more than just great. PB quickly breaks loose surface tension rust and corrosion by creeping up, around and into hard-to-reach cavities. It's ideal for brake, exhaust and suspension system jobs. Plus, lubricating film remains on parts to help prevent further rusting.

16-PB sprayer

Performance Products

MORE PRODUCTS AVAILABLE!




Part# BR91914-025 Box of 25
5/16" x 8" Wire Hanger



Performance Stainless Steel Whisper Quiet Muffler
Part# OE60 2 1/4"x2 1/4"x2 1/4",
18" Body, 24" OAL

Stainless Steel Whisper Quiet Universal Mufflers



<u>Part#</u>	<u>Inlet/Outlet</u>	<u>Length</u>	<u>Body Size</u>
STL2268	2 1/2" D/C	18" Body 24" OAL	5"x11"



PART# R38
10FT. SECTION OF 3/8" STEEL STRAIGHT ROD

PART# R12
10FT. SECTION OF 1/2" STEEL STRAIGHT ROD



STAINLESS STEEL MANDREL 90° BEND

2 1/2" - PART# S25090

ALUMINIZED STEEL MANDREL 90° BEND

2 1/4" - Part# A22590
2 1/2" - Part# A25090

STAINLESS STEEL MANDREL 45° BEND

2 1/4" - PART# S22545
2 1/2" - PART# S25045
3" - PART# S30045

ALUMINIZED STEEL MANDREL 45° BEND


2 1/4" - PART# A22545
2 1/2" - PART# A25045
3" - PART# A30045



PART# 1123 11 LB. 023 MIG WIRE

PART# 1130 11 LB. 030 MIG WIRE

PART# 3335 33 LB. 035 MIG WIRE



FREE SHIPPING ON ALL SPECIAL ORDERS AND OUT OF STOCK ITEMS.

**HENSCHEL
& SONS**



EXHAUST WAREHOUSE

724-628-6915

CONNELLSVILLE, PA

PCI POLLUTION
CONTROL
INDUSTRIES



Part# 47 Ford Air Tube (Right Side) 86-91
Full size Ford Models 5.0L 302 eng.



Part# 63S O2 Sensor Boss M18 x 1.5
(Stainless Steel)



Part# 155 Ford Truck Converter Air Tube



Part# 454 AMC/Jeep A.I.R. Rail-81-84
4.2L 258 AMC/Jeep J-trucks, Scrambler and
Wagoneer



Part# 566 Cutting Wheel Hardened Tool
Steel replaces 1.17" (30mm) diameter
cutting wheel Rigid E-219/Model 30

4" x 9.5" Oval
2 Chamber
Offset / Center
 ↳ NON-REVERSIBLE



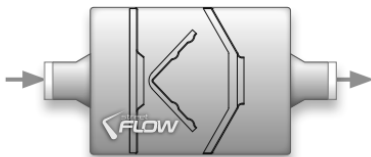
PN	BL	OA	IN	O
SF42441	13"	19"	2.25"	2.25"
SF42541	13"	19"	2.5"	2.5"
SF43041	13"	19"	3"	3"

4" x 9.5" Oval
2 Chamber
Dual / Dual
 ↳ NON-REVERSIBLE



PN	BL	OA	IN	O	C-C
NEW SF425404	13"	19"	2.5"	2.5"	5"

4" x 9.5" Oval
2 Chamber
Center / Center
 ↳ NON-REVERSIBLE



PN	BL	OA	IN	O
SF42540	13"	19"	2.5"	2.5"

- Handcrafted Chambered Mufflers
- Precision Fitment and Installer Friendly Design
- 16 Gauge Aluminized Steel Construction
- High-Heat Premium Powder Coat Finish
- Improved Flow Characteristics



4" x 9.5" Oval
2 Chamber
Center / Dual
 ↳ NON-REVERSIBLE



PN	BL	OA	IN	O	C-C
SF425422	13"	19"	2.5"	2.25"	5"

SF430402	13"	19"	3"	2.5"	5"
----------	-----	-----	----	------	----

4" x 9.5" Oval
2 Chamber
Offset / Offset
 ↳ NON-REVERSIBLE



PN	BL	OA	IN	O
SF42443	13"	19"	2.25"	2.25"
SF42543	13"	19"	2.5"	2.5"
SF43043	13"	19"	3"	3"

4" x 9" OVAL
Offset / Offset
 ↔ REVERSIBLE




PN	BL	OA	IN	O
NEW SM64111	7"	12"	2.25"	2.25"
NEW SM65111	7"	12"	2.5"	2.5"
NEW SM60111	7"	12"	3"	3"

4" x 9" OVAL
Dual / Dual
 ↔ REVERSIBLE



PN	BL	OA	IN	O	C-C
NEW SM65154	7"	12"	2.5"	2.5"	4"

4" x 9" OVAL
Offset / Center
 ↔ REVERSIBLE



PN	BL	OA	IN	O
NEW SM64110	7"	12"	2.25"	2.25"
NEW SM65110	7"	12"	2.5"	2.5"
NEW SM60110	7"	12"	3"	3"



STREET MAX MUFFLERS

Features the best possible flow with its straight through design. This packed muffler offers a deep, quality sound with its perforated flow tube. All stainless construction has fully welded seams for superior quality and durability.

- Straight Through Design
- Deep Performance Tone
- Stainless & Fully Welded
- Reversible



4" x 9" OVAL
Center / Dual
 ↔ REVERSIBLE



PN	BL	OA	IN	O	C-C
NEW SM65122	7"	12"	2.5"	2.25"	4"
NEW SM60122	7"	12"	3"	2.25"	4"
NEW SM60152	7"	12"	3"	2.5"	4"

4" x 9" OVAL
Center / Center
 ↔ REVERSIBLE




PN	BL	OA	IN	O
NEW SM64109	7"	12"	2.25"	2.25"
NEW SM65109	7"	12"	2.5"	2.5"
NEW SM60109	7"	12"	3"	3"

The heat test show no discoloration of the finish that you typically see in polished stainless and the Salt Spray Test shows that our tips will last more than twice as long as traditional chrome in the same conditions.




ROLLED ANGLE CUT CAMO TIPS

<u>Part#</u>	<u>Size/Length</u>	<u>Inlet</u>
RAC6184CAMO	6x18	4



V-CHAMBER GLASS-PACKS (SOUNDS SIMILAR TO A 40 SERIES FLOWMASTER)

<u>Part#</u>	<u>Length/OAL</u>	<u>Inlet/Outlet</u>
FFR13200	13/19 1/2	2
FFR13212	13/19 1/2	2.5
FFR13214	13/19 1/2	2.25
FFR13300	13/19 1/2	3



TRIPLE PLATED CHROME PENCIL TIPS

<u>Part#</u>	<u>Size/Length</u>	<u>Inlet</u>
PT212	2.75x9	2.5
PT214	2.5x9	2.25



CHAMBERED GLASS PACK WITH DUAL OUTLETS

<u>Part#</u>	<u>INLET</u>	<u>DUAL OUTLET</u>
FFRD-225-225	2 1/4"	2 1/4"
FFRD-225-250	2 1/4"	2 1/2"
FFRD-250-225	2 1/2"	2 1/4"
FFRD-250-250	2 1/2"	2 1/2"
FFRD-300-225	3"	2 1/4"
FFRD-300-250	3"	2 1/2"



409 STAINLESS CHROME ROLLED ANGLE CUT

<u>Part#</u>	<u>Size/Length</u>	<u>Inlet</u>
RAC418CS	4x18	2.5
RAC31212CS	3.5x12	2.25
RAC31216CS	3.5x16	2.25
RAC31218CS	3.5x18	2.25



TRIPLE PLATED CHROME DUAL TRANS AM

<u>Part#</u>	<u>Size/Length</u>	<u>Inlet</u>
DT214	2.25	2.25



409 STAINLESS CHROME ANGLE CUT

<u>Part#</u>	<u>Size/Length</u>	<u>Inlet</u>
AC412CS	4x12	2.5
AC418CS	4x18	2.5
AC31212CS	3.5x12	2.25
AC31218CS	3.5x18	2.25

FREE SHIPPING ON ALL SPECIAL ORDERS AND OUT OF STOCK ITEMS.

Hi-Performance Mufflers



**16 Gauge • 100% Aluminized • Totally Welded Construction
Ceramic Powdercoated • V-Technology**

ORIGINAL TWO CHAMBER

4" Tall x 9" Wide • 13" Body Length • 19" Overall Length



Part#	Inlet	Outlet	Config.
TB4422	2 1/4"	2 1/4"	C/D
TB5422	2 1/2"	2 1/4"	C/D
TC5400	2 1/2"	2 1/2"	C/D
TC0422	3"	2 1/4"	C/D

Part#	Inlet	Outlet	Config.
TB3041	3"	3"	O/C

Part#	Inlet	Outlet	Config.
TB443	2 1/4"	2 1/4"	O/O
TB543	2 1/2"	2 1/2"	O/O

Single Chamber "Race Muffler"

4" Tall x 9" Wide / 6 1/2" Body Length / 13" Overall Length

Part#	Inlet	Outlet	Config.
TR426	2 1/2"	2 1/2"	C/C
TR428	3"	3"	C/C

Part#	Inlet	Outlet	Config.
TR425	2 1/2"	2 1/4"	C/D
TR427	3"	2 1/2"	C/D

Part#	Inlet	Outlet	Config.
TR429	2 1/4"	2 1/4"	O/O

SUV "Big Body"

5" Tall x 10" Wide / 17" Body Length / 23" Overall Length

Part#	Inlet	Outlet	Config.
TC4554	2 1/4"	2 1/4"	D/D




4" x 9" Turbo Aluminized Mufflers

In/Out	Length	Overall	Part #
2/2	14	18	CUB903
2.25/2.25	14	18	CUB904
2.5/2.5	9.75	18.5	CUB911



Hi Polished Stainless Steel Mufflers





Stainless Steel Tips

Hi Polished Stainless Steel Tips



Part # 00731
4" Round
9" Long
2 1/4" Inlet



00831
6" X 3"
Rolled Slant Oval
9" Long



Part # 00733
3" Round Double Wall
7" Long
2 1/4" Inlet



Part # 00734
4" x 3 1/2" Square
7" Long
2 1/4" Inlet



Part # 00735
4" Round
9" Long
2 1/4" Inlet



Part # 00736
4 1/2" Round
9" Long
2 1/4" Inlet



Part # 00822
Rolled Pencil Tip
2 1/2" x 9"
2 1/4" Inlet



Part # 00745
2 1/2" Rolled Pencil
10" Long
2 1/4" Inlet



Part # 00747
5 1/2" x 3" Rolled
Slant Oval
9 1/2" Long
2 1/4" Inlet



Part # 00747-212
5 1/2" x 3" Rolled Slant
Oval
9 1/2" Long
2 1/4" Inlet



Part # 00811
6 3/4" x 3 3/4" Moon
Shape Slant Rolled
(Left)
11 1/2" Long
2 1/4" Inlet



Part # 00748
7 3/4" x 2" Camaro
10" Long 2 1/4" Inlet
Part # 00749
7 3/4" x 2" Camaro
10" Long 2 1/4" Inlet



Part # 00808
5 1/2" x 3" Oval
6 1/2" Long
2 1/4" Inlet



Part # 00755
3 1/2" Dual Turn Up
12" Long
2 1/4" Inlet



Part # 00756
3 1/2" Dual Rolled Slant
12" Long
2 1/4" Inlet



Part # 00759
3 1/2" Dual Slant
Double Wall
14" Long
3" Inlet



Part # 00818
3" x 9" Rolled
3" Inlet



Part # 00794
3" Double Wall
Resonated
8" Long
2 1/4" Inlet



Part # 00806
3 3/4" x 3" Soft Square
Double Wall
7" Long
2 1/4" Inlet



Part # 00796
3" Double Wall
7" Long
2 1/4" Inlet



Part # 00809
3 1/2" Rolled Pencil
12" Long
2 1/4" Inlet



Part # 00798
4 1/2" Double
Wall Slant
8" Long
2 1/4" Inlet



Part # 00799
3 3/4" x 3 1/4" Oval
Double Wall
7" Long
2 1/4" Inlet



Part # 00800
3 1/2" Dual Rolled Edge
9 1/2" Long
2 1/4" Inlet



Part # 00801
3" Double Wall Slant
8" Long
2 1/4" Inlet



Part # 00802
3 1/2" Double
Wall Slant
8" Long
2 1/4" Inlet



Part # 00803
4" Double Wall Slant
8" Long
2 1/4" Inlet




Part # 00805
3 3/4" x 3 1/4" Square
Double Wall Slant
7" Long
2 1/4" Inlet




Stainless Steel Tips

Hi Polished Stainless Steel Diesel Tips

 Part # 00764 5" Rolled Angle 15" Long 4" Inlet	 Part # 00765 6" Rolled Angle 15" Long 5" Inlet	 Part # 00815 5" Double Wall Angle Cut 12" Long 4" Bolt-On Inlet
---	---	---

Super Duty Vented Diesel Tips

Part # 00768
 5" Straight Cut
 16" Long
 4" Inlet



Hi Polished "Black Stainless" Tips

45° Angle Cut

- | | |
|--|--|
| Part # 00738S
3" x 16"
2 1/4" Inlet | Part # 00739S
3 1/2" x 18"
2 1/4" Inlet |
| Part # 00740S
3 1/2" x 22"
2 1/4" Inlet | Part # 00742S
4" x 18"
2 1/4" Inlet |



30° Rolled Angle


- Part # 00738RS**
 3" x 16"
 2 1/4" Inlet
- Part # 00739RS**
 3 1/2" x 18"
 2 1/4" Inlet



- Part # 00742RS**
 4" x 18"
 2 1/4" Inlet

- Part # 00747S**
 5 1/2" x 3" Rolled Slant Oval
 9 1/2" Long
 2 1/4" Inlet
- Part # 00756S**
 3 1/2" Dual Rolled Slant
 12" Long
 2 1/4" Inlet

Hi Polished 45° Angle Cut Stainless Steel Truck Tips



- | | | |
|---|---|---|
| Part # 00744
3" x 12"
2 1/4" Inlet | Part # 00738
3" x 16"
2 1/4" Inlet | Part # 00753
3 1/2" x 12"
2 1/4" Inlet |
| Part # 00753-212
3 1/2" x 12"
2 1/2" Inlet | Part # 00829
3 1/2" x 16"
2 1/4" Inlet | Part # 00739
3 1/2" x 18"
2 1/4" Inlet |
| Part # 00739-212
3 1/2" x 18"
2 1/2" Inlet | Part # 00740
3 1/2" x 22"
2 1/4" Inlet | |
| Part # 00754
4" x 12"
2 1/4" Inlet | Part # 00742
4" x 18"
2 1/4" Inlet | |
| | Part # 00743
4" x 22"
2 1/4" Inlet | |

Hi Polished 30° Rolled Angle Stainless Steel Truck Tips



- | | | |
|---|--|--|
| Part# 00742R-212
4" X 18"
2 1/2" Inlet | Part # 00738R
3" x 16"
2 1/4" Inlet | Part# 00754R
4" X 12"
2 1/4" Inlet |
| Part # 00753R
3 1/2" x 12"
2 1/4" Inlet | Part # 00829R
3 1/2" x 16"
2 1/4" Inlet | Part # 00739R
3 1/2" x 18"
2 1/4" Inlet |
| Part# 00739R-212
3 1/2" x 18"
2 1/2" Inlet | Part # 00740R
3 1/2" x 22"
2 1/4" Inlet | Part # 00742R
4" x 18"
2 1/4" Inlet |
| Part# 00753R-212
3 1/2" X 12"
2 1/2" Inlet | Part # 00743R
4" x 22"
2 1/4" Inlet | |



New GENERATION SPUN FORMED CONVERTER
 One Piece Polished Stainless Steel • Zero Leakage – Fits Tight Applications

2 & 3 Way - 5.9L/6,000 Lbs. • Angled Inlet or Outlet
 4" Round x 8" Long • OBDII Compliant (Exc. Calif.)

Part #	Inlet/Outlet
402200	2"
402225	2 1/4"



2 & 3 Way - 5.9L/6,000 Lbs.
 4" Round x 11" Long
 OBDII Compliant (Exc. Calif.)



Part#	Inlet/Outlet
410175	1 3/4"
410200	2"
410225	2 1/4"
410250	2 1/2"
410250S	2 1/2" / 8" Long
410300	3"
410300S	3" / 8" Long

300 Cell - Hi Flow 2 & 3 Way - 5.9L/6,000 Lbs.
 Metallic Substrate • 4" Round x 11" Long
 OBDII Compliant (Exc. Calif.)

Part #	Inlet/Outlet
415225	2 1/4"
415250	2 1/2"
415300	3"



2 & 3 Way • With O2 Sensor Port - 5.9/6,000 Lbs.
 4" Round x 11" Long
 OBDII Compliant (Exc. Calif.)

Part #	Inlet/Outlet
425225	2 1/4"



HEAVY LOAD

THE "SPUN SOLUTION" CONVERTER
 Heavy Duty • 5.9L/6,000 Lbs.
 4" Round x 13" Long
 OBDII Compliant (Exc. Calif.)

Part #	Inlet/Outlet
435200	2"
435225	2 1/4"
435250	2 1/2"
435300	3"

* Designed for problem engines
 i.e. GM 3.1L, 3.4L, 3.8L



HEAVY LOAD

THE "SPUN SOLUTION" CONVERTER
 With O2 Sensor Port
 Heavy Duty • 5.9L/6,000 Lbs.
 4" Round x 13" Long
 OBDII Compliant (Exc. Calif.)

Part #	Inlet/Outlet
445200	2"
445225	2 1/4"
445250	2 1/2"



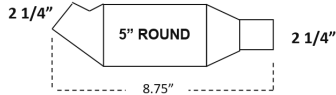
HEAVY LOAD

Honda
 With Angled O2 Sensor Port
 5.9L/6,000 Lbs.
 4" Round x 13" Long
 OBDII Compliant (Exc. Calif.)

Part #	Inlet/Outlet
455200	2"
455225	2 1/4"
455250	2 1/2"



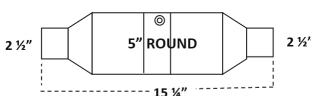
SPUN CATALYTIC CONVERTER
 UNIVERSAL



5.9L / 6,000 LBS
 OBDII COMPLIANT (Exc. CALIF.)

Part #	In/Out
502225	2 1/4"
502250	2 1/2"

"SPUN SOLUTION" HD
 UNIVERSAL CATALYTIC CONVERTER
 WITH CENTER O2 PORT



6.2 L / 9,000 LBS
 OBDII COMPLIANT (Exc. CA)

Part #	In/Out
555225	2 1/4"
555250	2 1/2"
555300	3"


OBDII - 5.9L/6,000 Lbs. • 16" Long
 OBDII Compliant (Exc. Calif.)

Part #	Inlet/Outlet
590005	2 1/4"
590006	2 1/2"
590007	3"



TRUCK DIESEL UNIVERSAL CONVERTER
 6" Round x 12" Long

Part #	Inlet/Outlet
810312	3 1/2"
810400	4"

Accessories

Part #	In/Out
63	O2 Sensor Nut 1/2"xM 18/1.5
63-45	O2 Sensor Nut/Angled 1/2"xM 18/1.5
107	O2 Sensor Port Plug 1/2" x M 18/1.5



Direct Fit Converters

The catalytic converters in this catalog are not legal for sale, installation or use in the state of California.



33C1006
DIRECT FIT

Fits: 08-10 Chrysler Town & Country, Dodge Caravan, 09-10 Volkswagen Routan 3.3L, 3.8L



33G4011
DIRECT FIT, FRONT

Fits: 12-15 Chevy Captiva Sport, 10-14 Chevy Equinox, GMC Terrain 2.4L



33G4028
DIRECT FIT

Fits: 99-00 Cadillac Escalade, 96-99 Chevy/GMC C1500, C1500 Suburban, C2500, C2500 Suburban, K1500, K1500 Suburban, K2500, K2500 Suburban, Tahoe 5.7L



33G4038
DIRECT FIT, FRONT LEFT

Fits: 08-17 Buick Enclave, 09-17 Chevy Traverse, 07-16 GMC Acadia, 17 Acadia LTD, 07-10 Saturn Outlook 3.6L



33G4039
DIRECT FIT, FRONT RIGHT

Fits: 08-17 Buick Enclave, 09-17 Chevy Traverse, 07-16 GMC Acadia, 17 Acadia LTD, 07-10 Saturn Outlook 3.6L



33G4040
MANIFOLD, FRONT

Fits: 04-10 Chevy Malibu, 06-08 Pontiac G6, 07-08 Saturn Aura 2.2L, 2.4L



33H9002
DIRECT FIT

Fits: 05 Saab 9-2X, 03-06 Subaru Baja, 99-05 Forester, Impreza, 00-05 Legacy, Outback 2.5L



33H9037
MANIFOLD, FRONT

Fits: 06-10 Subaru Forester, 06-11 Impreza, 06-09 Legacy, 06-11 Outback 2.5L



33J1012
MANIFOLD, FRONT

Fits: 07-08 Dodge Caliber, 07-17 Jeep Compass, 07-17 Patriot 2.0L, 2.4L



33M2000
DIRECT FIT

Fits: 05-07 Chrysler Town & Country, 05-07 Dodge Caravan 3.3L, 3.8L



33M2014
MANIFOLD, LEFT

Fits: 04-10 Infiniti QX56, 05-15 Nissan Armada, 12-15 NV2500, NV3500, 04, 08-12 Pathfinder, 05-15 Titan 5.6L



33M2015
MANIFOLD, RIGHT

Fits: 04-10 Infiniti QX56, 05-15 Nissan Armada, 12-15 NV2500, NV3500, 04, 08-12 Pathfinder, 04-15 Titan 5.6L



33N3044
DIRECT FIT, REAR

Fits: 07-18 Nissan Altima 2.5L



33T1017
DIRECT FIT, REAR

Fits: 02-09 Toyota Camry, 02-08 Solara 2.4L



33T1019
MANIFOLD, LEFT

Fits: 07 Toyota 4Runner, 07-10 FJ Cruiser, 05-09 Tacoma, Tundra 4.0L



33T1020
MANIFOLD, RIGHT

Fits: 07 Toyota 4Runner, 07-10 FJ Cruiser, 05-09 Tacoma, Tundra 4.0L



33T1032
DIRECT FIT

Fits: 03-08 Pontiac Vibe, 03-08 Toyota Corolla, Matrix 1.8L



33T1035
DIRECT FIT, REAR

Fits: 97-01 Toyota Camry, 99-01 Solara 2.2L